

Singer 24-1  
Singer 24-2  
Singer 24-20  
Singer 24-24  
Singer 24-30  
Singer 24-50  
Singer 24-51

Form 7984  
Supersedes Form 7661  
October, 1911

# PRICE LIST OF PARTS



**MACHINES**  
**Nos. 24-1, 24-2, 24-20,**  
**24-24, 24-30, 24-50**  
**and 24-51**

---

**THE SINGER MANUFACTURING COMPANY**

## INDEX

|                                   | PAGE   |
|-----------------------------------|--------|
| ACCESSORIES . . . . .             | 25     |
| ATTACHMENT SET . . . . .          | 22, 24 |
| CABINET TRIMMINGS . . . . .       | 84     |
| HEMSTITCHERS . . . . .            | 25     |
| MACHINE No. 24-1 . . . . .        | 7      |
| "    "    24-2 . . . . .          | 10     |
| "    "    24-20 . . . . .         | 11     |
| "    "    24-24 . . . . .         | 12     |
| "    "    24-30 . . . . .         | 16     |
| "    "    24-50 . . . . .         | 17     |
| "    "    24-51 . . . . .         | 21     |
| NUMERICAL LIST OF PARTS . . . . . | 43     |
| OBSOLETE PARTS . . . . .          | 39     |
| PRESSER FEET . . . . .            | 26     |
| STAND (ROCKING TREADLE) . . . . . | 27-33  |
| TRIMMINGS FOR BASE . . . . .      | 27     |
| "    "    PORTABLE CASE . . . . . | 26     |

## INSTRUCTIONS FOR ORDERING

In ordering from this list, use ONLY the PART number in the FIRST column.

The number stamped on a Sewing Machine part is in every case the number of the single part only.

Every combination of parts sent out as such has its specific number, which, although not stamped on the parts, must be used when ordering the combination.

Each number always indicates the SAME PART in whatever list it appears, or for whatever machine.

The letters after some of the numbers indicate the style of finish only, as follows:

- A. Hardened, Polished and Plated.
- B. Polished and Plated.
- C. Hardened only.
- D. Polished only.
- E. Soft, not Polished.
- F. Hardened and Polished.
- H. Blued.

These letters MUST BE USED when they appear in the list, and AFTER the number as in the list.

In this series

1 to 1500 are Screw Numbers.

1501 to 1800 are Nut Numbers.

1801 to 2000 are Roller Numbers.

2001 and upward are numbers of Machine Parts.

The figures in the second column refer only to the plates, illustrating the parts, and are NOT TO BE USED in ordering.

Parts marked with an asterisk (\*) are furnished only when repairs are made at factory.

## LIST OF PARTS COMPLETE

FOR

## MACHINE NO. 24-1

AUTOMATIC TENSION (H. O.) FAMILY

(OBSOLETE)

| NO.   | PLATE | NAME   | EACH   |
|-------|-------|--|--------|
| *9501 | —     | Arm, upper and lower (solid).....                                      | \$8 00 |
| 9502  | 529   | " Rock Shaft with 1811, 9546 and 9547.....                             | 60     |
| 1811  | 2717  | Arm Rock Shaft Roller and Stud.....                                    | 20     |
| 310A  | 2717  | " " " Screw Centre (back)....  | 08     |
| 1516B | 2717  | " " " " " " Nut  | 05     |
| 311C  | 2717  | " " " " " (front)...   | 08     |
| 9503  | 529   | " Rotary Shaft with 1019C.....   | 1 00   |
| 9504  | 528   | Balance Wheel, 2¼ in. pulley, with 424C.....                           | 90     |
| 9505  | 528   | Balance Wheel, 1¾ in. pulley, with 435C, for Drawing-Room Cabinet..... | 90     |
| 9506  | 528   | Balance Wheel Cover.....   | 30     |
| 168B  | 2715  | " " " Screw.....   | 04     |
| 424C  | 2717  | " " " Set Screw for 9504.....  | 05     |
| 435C  | 2717  | " " " " " 9505.....  | 04     |
| 9508  | 2700  | Cloth Plate with 1602E.....  | 2 00   |
| 1602E | 2716  | " " Bushing.....   | 02     |
| 387A  | 2717  | " " Screw.....   | 06     |
| 22306 | 2702  | Connecting Rod with two 1012B.....                                     | 50     |
| 1012B | 2703  | " " Adjusting Screw.....   | 05     |
| 44A   | 2717  | " " Screw Stud.....  | 10     |
| 9509  | 2701  | Face Plate.....  | 25     |
| 337B  | 2709  | " " Screw.....   | 02     |
| 9510  | 2705  | Feed Dog.....  | 50     |
| 190D  | 2717  | " " Screw.....   | 03     |
| 9511  | 2703  | " Forked Connection with 131E and 175E.....                            | 60     |
| 131E  | 2703  | Feed Forked Connection Adjusting Screw (large).....                    | 04     |
| 175E  | 2703  | Feed Forked Connection Adjusting Screw (small).....                    | 02     |
| 9512  | 2703  | Feed Forked Connection Hinge Pin....                                   | 05     |
| 66A   | 2703  | " " " " Screw..  | 08     |
| 9986  | 2703  | " " " " Link with 1012E.....   | 50     |

## PARTS FOR MACHINE NO. 24-1

| NO.   | PLATE | NAME   | EACH  |
|-------|-------|--|-------|
| 1012E | 2703  | Feed Forked Connection Link Adjusting Screw..... | \$ 05 |
| 35B   | 2703  | Feed Forked Connection Link Screw Stud.....      | 07    |
| 9514  | 2703  | Feed Raising Bar with 131E.....                  | 50    |
| 131E  | 2703  | " " " Adjusting Screw.....                       | 04    |
| 9515  | 2703  | " " " Carrier.....                               | 30    |
| 9516  | 2703  | " " " Stud.....                                  | 20    |
| 449C  | 2703  | " " " " Set Screw.....                           | 02    |
| 9517  | 2703  | " " " Hinge Pin.....                             | 08    |
| 9518  | 2703  | " Regulator.....                                 | 35    |
| 9521  | 2703  | " " Friction Washer.....                         | 01    |
| 59D   | 2703  | " " Hinge Screw.....                             | 07    |
| 9519  | 2704  | " " Indicator Segment.....                       | 20    |
| 104B  | 2704  | " " " " Screw.....                               | 04    |
| 9804  | 2704  | " " " " Spring.....                              | 05    |
| 2300  | 2704  | " " " " " ".....                                 |       |
|       |       | Hook.....  | 01    |
| 9522  | 2704  | Looper.....                                      | 60    |
| 9523  | 529   | " Gate.....                                      | 05    |
| 9524  | 529   | " Frame.....                                     | 30    |
| 389B  | 2717  | " " " Screw.....                                 | 04    |
| 87B   | 2717  | " " Hinge Screw.....                             | 05    |
| 9525  | 2704  | " " " Washer.....                                | 01    |
| 1019C | 2704  | " Set Screw.....                                 | 02    |
| 9526  | 2704  | Needle Bar.....                                  | 40    |
| 84170 | 2710  | " " Connecting Link with two 1313E.....          | 25    |
| 1313E | 2710  | Needle Bar Connecting Link Adjusting Screw.....  | 02    |
| 9570  | 2704  | Needle Bar Connecting Stud with 207E.....        | 30    |
| 207E  | 2704  | " " " " Clamping Screw.....                      | 02    |
| 9611  | 2704  | Needle Bar Thread Tube.....                      | 08    |
| 806A  | 2704  | " Thumb Screw.....                               | 10    |
| 9530  | 2704  | Presser Bar.....                                 | 40    |
| 9531  | 2704  | " " Guide with 462C.....                         | 20    |
| 462C  | 2704  | " " " Set Screw.....                             | 02    |
| 9532  | 2704  | " " Lifter with 9533.....                        | 20    |
| 764A  | 2704  | " " " Screw.....                                 | 06    |
| 1550H | 2704  | " " " Nut.....                                   | 03    |
| 22275 | 2704  | " " " Steady Spring.....                         | 03    |
| 9533  | 2704  | " " " Stop Pin.....                              | 02    |
| 9534  | 2704  | " " Spring.....                                  | 06    |
| 9535  | 2705  | " Foot.....                                      | 40    |
| 206A  | 2704  | " " Screw.....                                   | 02    |
| 529B  | 2701  | Spool Pin.....                                   | 05    |

## PARTS FOR MACHINE NO. 24-1

| NO.   | PLATE | NAME  | EACH  |
|-------|-------|---|-------|
| 9536  | 2701  | Spool Rest.....   | \$ 10 |
| 9537  | 2702  | " Weight, 1 $\frac{3}{8}$ in. diam.....                             | 20    |
| 847A  | 2709  | Tension Body for 848A.....  | 40    |
| 9539  | 2709  | " Cap.....  | 25    |
| 154C  | 2709  | " Releasing Screw.....  | 05    |
| 1550H | 2704  | " " " Nut.....  | 03    |
| 9540  | 2709  | " Spring.....   | 02    |
| 848A  | 2709  | " Stud.....   | 12    |
| 9541  | 2709  | " Plug (fibre).....   | 03    |
| 9850  | 2709  | Tension (automatic) complete, Nos. 847A, 848A and 9539 to 9541..... | 80    |
| 170A  | 2709  | Tension Thread Guide Stud.....                                      | 04    |
| 9937  | 2709  | Thread Eyelet (flat).....   | 05    |
| 337B  | 2709  | " " " Screw.....  | 02    |
| 9938  | 2709  | " " " Spring Plate.....   | 05    |
| 511B  | 2709  | " " Over-Spool Pin.....   | 10    |
| 1528B | 2709  | " " " " Lock Nut.....   | 03    |
| 9543  | 2709  | " Nipper Disc.....  | 02    |
| 9544  | 2709  | " " " Cover.....  | 12    |
| 228D  | 2709  | " " " " Screw.....  | 02    |
| 9545  | 2709  | " " " Spring.....   | 05    |
| 9546  | 2709  | " Pull-off.....   | 10    |
| 9547  | 2709  | " Rivet..... per 100  | 25    |
| 9942  | 2709  | " Retainer Frame.....   | 15    |
| 9943  | 2709  | " " Plate.....  | 05    |
| 1626B | 2709  | " " Regulating Thumb Nut.....                                       | 03    |
| 9944  | 2709  | Thread Retainer Regulating Thumb Nut Cap.....                       | 10    |
| 330B  | 2709  | Thread Retainer Screw.....  | 02    |
| 9945  | 2709  | " " Spring.....   | 03    |
| 989B  | 2709  | " " Stud.....   | 06    |
| 9946  | 2709  | " " Under Guide.....  | 10    |
| 9947  | 2709  | Thread Retainer complete, Nos. 989B, 1626B and 9942 to 9946.....    | 50    |
| 9548  | 2705  | Throat Plate for 9510.....  | 30    |
| 244A  | 2717  | " " Screw.....  | 03    |

**MACHINE NO. 24-2**

AUTOMATIC TENSION (H. O.) FAMILY, HAND ATTACHMENT

(OBSOLETE)

This Machine is the same as No. 24-1 with the following exceptions:

**HAND ATTACHMENT PARTS**

| NO.  | PLATE | NAME  | EACH  |
|------|-------|---|-------|
| 9797 | 2713  | Body.....   | \$ 60 |
| 9798 | 2713  | " Bracket.....  | 15    |
| 7958 | 2710  | " " Dowel Pin.....  | 01    |
| 159A | 2717  | " " Screw.....  | 03    |
| 8380 | 2713  | Crank Handle (wood).....  | 08    |
| 8433 | —     | " " Spindle.....  | 10    |
| 8434 | 2714  | " " " 8433 with 8382..  | 10    |
| 8382 | 2715  | " " " Washer.....   | 01    |
| 8280 | 2715  | " Hinge Pin.....  | 01    |
| 8435 | 2714  | " Lever.....  | 20    |
| 8436 | —     | Crank complete, Nos. 8380, 8434 and 8435.....   | 35    |
| 8281 | 2715  | Crank Lock Pin.....   | 02    |
| 8282 | 2715  | " " " Spring.....   | 01    |
| 9799 | 2715  | Driver.....   | 25    |
| 9565 | 2715  | " Pinion.....   | 35    |
| 23D  | 2715  | " " Screw Stud.....   | 15    |
| 240D | 2715  | " " Set Screw.....  | 02    |
| 8287 | 2713  | Gear with 8281 and 8282.....  | 35    |
| 9566 | 2713  | " Cover.....  | 10    |
| 399A | 2715  | " " Screw.....  | 02    |
| 659D | 2715  | " Screw Stud.....   | 12    |
| 9567 | 2715  | Pinion (intermediate).....  | 30    |
| 45D  | 2715  | " " Screw Stud.....   | 12    |
| 9796 | —     | Hand Attachment complete, Nos. 23D, 45D, 240D, 659D, 8280, 8287, 8436, 9565 to 9568, 9797 to 9799 and two each 159A and 399A, in place of 9506. | 3 00  |
| 168B | 2715  | Hand Attachment Screw.....  | 04    |
| 9256 | 2715  | Spool Pin, in place of 529B.....  | 03    |
| 9568 | 2715  | Thread Eyelet (lower).....  | 03    |
| 9569 | 2715  | " " (upper) in place of 511B.   | 05    |
| 205A | 2715  | " " " Screw, in place of 1523B.....   | 08    |

**MACHINE NO. 24-20**

AUTOMATIC TENSION (H. O.) FAMILY, FOR CABINET TABLE

(OBSOLETE)

This Machine is the same as No. 24-1 with the following exceptions:

| NO.   | PLATE | NAME   | EACH  |
|-------|-------|--|-------|
| 9573  | 528   | Balance Wheel Cover, in place of 9506..  | \$ 25 |
| 9939  | 528   | Spool Pin Bracket.....   | 25    |
| 22273 | —     | Spool Pin Bracket complete, Nos. 529B, 9536, 9939 and two nickel-plated wood screws $\frac{5}{8}$ in. No. 5..... | 40    |
| 9940  | 2702  | Spool Weight, $1\frac{3}{4}$ in. diam., with 557A, in place of 9537.....   | 30    |
| 557A  | 2717  | Spool Weight Thumb Screw.....  | 10    |
| 9941  | 2701  | Thread Guide (back of arm) in place of 511B.....   | 25    |
| 205A  | 2715  | Thread Guide Screw, in place of 1528B.   | 08    |

**LIST OF PARTS COMPLETE  
FOR  
MACHINE NO. 24-24**

**AUTOMATIC TENSION (H. O.) FAMILY**

**(OBSOLETE)**

| NO.    | PLATE | NAME   | EACH   |
|--------|-------|--|--------|
| *22406 | —     | Arm, upper and lower (solid).....                      | \$8 00 |
| 22407  | 529   | “ Rock Shaft with 853C, 1811 and<br>22455.....         | 60     |
| 1811   | 2717  | Arm Rock Shaft Roller and Stud.....                    | 20     |
| 310A   | 2717  | “ “ “ Screw Centre (back)....                          | 08     |
| 1516B  | 2717  | “ “ “ “ “ Nut.....                                     | 05     |
| 311c   | 2717  | “ “ “ “ “ (front)....                                  | 08     |
| 22408  | 529   | “ Rotary Shaft with two 462C.....                      | 2 00   |
| 199D   | 2717  | “ “ “ Screw.....                                       | 04     |
| 22409  | 528   | Balance Wheel.....                                     | 60     |
| 34083  | 528   | Belt Guard.....  | 25     |
| 335B   | 2717  | “ “ Screw.....   | 02     |
| 22410  | 2700  | Cloth Plate with 1602E.....                            | 2 00   |
| 1602E  | 2716  | “ “ Bushing.....                                       | 02     |
| 387A   | 2717  | “ “ Screw.....   | 06     |
| 22411  | 2702  | Connecting Rod with 22412 and two<br>187B.....         | 1 00   |
| *22412 | —     | Connecting Rod Cap.....                                | —      |
| 187B   | 2717  | “ “ “ Screw.....                                       | 02     |
| 378A   | 2717  | “ “ “ Hinge Screw.....                                 | 10     |
| 1520B  | 2717  | “ “ “ “ Nut.....                                       | 03     |
| 22413  | 2701  | Face Plate with 22414.....                             | 40     |
| 337B   | 2709  | “ “ “ Screw.....                                       | 02     |
| 22414  | 2707  | “ “ Thread Eyelet.....                                 | 10     |
| 22415  | 2705  | Feed Dog.....  | 50     |
| 190D   | 2717  | “ “ “ Screw.....                                       | 03     |
| 22416  | 2707  | “ and Feed Lifting Eccentric with<br>1019C.....        | 1 00   |
| 462C   | 2704  | Feed and Feed Lifting Eccentric Set<br>Screw.....      | 02     |
| 9511   | 2703  | Feed Forked Connection with 131E and<br>175E.....      | 60     |
| 131E   | 2703  | Feed Forked Connection Adjusting<br>Screw (large)..... | 04     |
| 175E   | 2703  | Feed Forked Connection Adjusting<br>Screw (small)..... | 02     |

**PARTS FOR MACHINE NO. 24-24**

| NO.   | PLATE | NAME  | EACH |
|-------|-------|---|------|
| 9512  | 2703  | Feed Forked Connection Hinge Pin... \$              | 05   |
| 66A   | 2703  | “ “ “ “ Screw... ..                                 | 08   |
| 9936  | 2703  | “ “ “ “ Link with<br>1012E.....                     | 50   |
| 1012E | 2703  | Feed Forked Connection Link Adjusting<br>Screw..... | 05   |
| 1126A | 2707  | Feed Forked Connection Link Hinge<br>Screw.....     | 10   |
| 9514  | 2703  | Feed Raising Bar with 131E.....                     | 50   |
| 131E  | 2703  | “ “ “ Adjusting Screw.....                          | 04   |
| 9515  | 2703  | “ “ “ Carrier.....                                  | 30   |
| 212D  | 2707  | “ “ “ “ Cap Screw                                   | 04   |
| 5968  | 2707  | “ “ “ “ “ “ “<br>Washer.....                        | 02   |
| 22417 | 2707  | Feed Raising Bar Carrier Hinge Pin... ..            | 25   |
| 1518E | 2707  | “ “ “ “ “ “ Nut                                     | 04   |
| 9517  | 2703  | “ “ “ “ Hinge Pin.....                              | 08   |
| 22418 | 2707  | “ Regulator.....                                    | 35   |
| 9521  | 2703  | “ “ Friction Washer.....                            | 01   |
| 59D   | 2703  | “ “ Hinge Screw.....                                | 07   |
| 22419 | 2707  | “ “ Indicator with 193A.....                        | 60   |
| 193A  | 2707  | “ “ “ Set Screw.....                                | 03   |
| 22420 | 2707  | “ “ “ Shaft.....                                    | 15   |
| 9522  | 2704  | Looper.....   | 60   |
| 9523  | 529   | “ Gate.....   | 05   |
| 22421 | 529   | “ “ Frame.....                                      | 40   |
| 389B  | 2717  | “ “ “ Screw.....                                    | 04   |
| 87B   | 2717  | “ “ Hinge Screw.....                                | 05   |
| 9525  | 2704  | “ “ “ “ Washer.....                                 | 01   |
| 1019c | 2704  | “ Set Screw.....                                    | 02   |
| 22422 | 2706  | Needle Bar with 22456.....                          | 60   |
| 34170 | 2710  | “ “ Connecting Link with two<br>1313E.....          | 25   |
| 1313E | 2710  | Needle Bar Connecting Link Adjusting<br>Screw.....  | 02   |
| 9570  | 2704  | Needle Bar Connecting Stud with 207E                | 30   |
| 207E  | 2704  | “ “ “ “ Clamping<br>Screw.....                      | 02   |
| 806A  | 2704  | Needle Thumb Screw.....                             | 10   |
| 22423 | 2706  | Presser Bar.....                                    | 40   |
| 22402 | 2706  | “ “ Lifter.....                                     | 20   |
| 97E   | 2706  | “ “ “ Hinge Screw.....                              | 04   |
| 22424 | 2706  | “ “ Spring.....                                     | 05   |
| 22404 | 2706  | “ “ “ Bracket with 462C..                           | 30   |
| 462C  | 2704  | “ “ “ “ Set Screw..                                 | 02   |
| 22405 | 2706  | “ “ “ Washer.....                                   | 01   |
| 22425 | 2705  | “ Foot.....   | 40   |
| 1127B | 2706  | “ “ Thumb Screw.....                                | 08   |

## PARTS FOR MACHINE NO. 24-24

| NO.   | PLATE | NAME  | EACH  |
|-------|-------|---|-------|
| 1121B | 2706  | Pressure Regulating Thumb Screw.....  | \$ 20 |
| 34117 | 528   | Pulley, 1 3/4 in. diam.....   | 75    |
| 22426 | 528   | " 2 1/4 " " ".....  | 75    |
| 1167E | 2717  | " Screw.....  | 05    |
| 529B  | 2701  | Spool Pin.....  | 05    |
| 22427 | 2706  | " " Bracket.....  | 20    |
| 889C  | 2706  | " " " Set Screw.....  | 03    |
| 9536  | 2701  | " Rest.....   | 10    |
| 9940  | 2702  | " Weight, 1 3/8 in. diam., with 557A.   | 30    |
| 557A  | 2717  | " " Thumb Screw.....  | 10    |
| 22428 | 2706  | Thread Controller Post with 22429.....  | 50    |
| 460C  | 2706  | " " " Set Screw.....  | 02    |
| 22429 | 2706  | " " Spring.....   | 05    |
| 22430 | 2706  | " Eyelet (top of arm).....  | 10    |
| 22431 | 2706  | " " Friction Washer.....  | 01    |
| 22432 | 2706  | " Guide Pin (top of arm).....   | 02    |
| 22433 | 2708  | " Nipper Adjusting Stud.....  | 25    |
| 22437 | —     | " " " " 22433<br>with 22434 to 22436.....   | 30    |
| 1170H | 2708  | Thread Nipper Adjusting Stud Hole<br>Plug Screw.....  | 10    |
| 22434 | 2708  | Thread Nipper Adjusting Stud Washer<br>(leather) lower.....   | 01    |
| 22435 | 2708  | Thread Nipper Adjusting Stud Washer<br>(leather) upper.....   | 02    |
| 22436 | 2708  | Thread Nipper Adjusting Stud Washer<br>(steel).....   | 01    |
| 34212 | 2707  | Thread Nipper Body with two 22447...  | 75    |
| 34293 | —     | Thread Nipper Body complete, Nos.<br>22439, 22440, 22443, 22444, 22450,<br>34212, 34213, 34242 and two 22451... | 1 80  |
| 1125B | 2708  | Thread Nipper Body Set Screw.....   | 04    |
| 22439 | 2708  | " " Cap.....  | 50    |
| 22440 | 2708  | " " " Washer (cloth).....   | 01    |
| 34213 | 2707  | " " Disc (grooved).....   | 10    |
| 22443 | 2708  | " " Locking Washer.....   | 10    |
| 22444 | 2708  | " " " " C a p<br>(leather).....   | 01    |
| 34242 | 2707  | Thread Nipper Ring.....   | 10    |
| 22447 | 2708  | " " " Position Pin.....   | 01    |
| 22449 | 2708  | " " Rod.....  | 1 00  |
| 22450 | 2708  | " " Spring with 22452 and<br>22453.....   | 20    |
| 22451 | 2708  | Thread Nipper Spring Washer (leather)   | 01    |
| 22452 | 2708  | " " " " (flanged)<br>lower.....   | 05    |
| 22453 | 2708  | Thread Nipper Spring Washer (flanged)<br>upper.....   | 05    |

## PARTS FOR MACHINE NO. 24-24

| NO.   | PLATE | NAME                                 | EACH  |
|-------|-------|--------------------------------------|-------|
| 22454 | 2707  | Thread Pull-off Eyelet (double)..... | \$ 15 |
| 219A  | 2707  | " " " Screw.....                     | 02    |
| 22455 | 2707  | " " Pin.....                         | 05    |
| 853C  | 2707  | " " " Set Screw.....                 | 02    |
| 22456 | 2706  | " Take-up.....                       | 10    |
| 22457 | 2707  | " " Spring.....                      | 05    |
| 226B  | 2707  | " " " Screw.....                     | 02    |
| 22458 | 2707  | " " " Stop.....                      | 02    |
| 22459 | 2705  | Throat Plate for 22415.....          | 30    |
| 244A  | 2717  | " " Screw.....                       | 03    |



**MACHINE NO. 24-30**

AUTOMATIC TENSION (H. O.) FAMILY, HAND ATTACHMENT

(OBSOLETE)

This Machine is the No. 24-24 with the addition of the following:

**HAND ATTACHMENT PARTS**

| NO.   | PLATE | NAME   | EACH  |
|-------|-------|--|-------|
| 34074 | 2714  | Base with two 34075.....   | \$ 40 |
| 34075 | 2715  | " Position Stud.....   | 05    |
| 34076 | 2714  | Bracket.....   | 60    |
| 690D  | 2715  | " Screw.....   | 05    |
| 8380  | 2713  | Crank Handle (wood).....   | 08    |
| 8433  | —     | " " Spindle.....   | 10    |
| 8434  | 2714  | " " " 8433 with 8382....   | 10    |
| 8382  | 2715  | " " " Washer.....  | 01    |
| 8280  | 2715  | " Hinge Pin.....   | 01    |
| 8435  | 2714  | " Lever.....   | 20    |
| 8436  | —     | Crank complete, Nos. 8380, 8434 and 8435.....  | 35    |
| 8281  | 2715  | Crank Lock Pin.....  | 02    |
| 8282  | 2715  | " " " Spring.....  | 01    |
| 34077 | 2715  | Driver.....  | 35    |
| 34072 | 2715  | " Pinion.....  | 35    |
| 1327D | 2716  | " " Screw Stud.....  | 15    |
| 1620D | 2716  | " " " " Nut.....   | 08    |
| 240D  | 2715  | " " Set Screw.....   | 02    |
| 34071 | 2714  | Gear with 8281 and 8282.....   | 35    |
| 9566  | 2713  | " Cover.....   | 10    |
| 399A  | 2715  | " " Screw.....   | 02    |
| 659D  | 2715  | " Screw Stud.....  | 12    |
| 34073 | 2715  | Pinion (intermediate).....   | 35    |
| 45D   | 2715  | " " Screw Stud.....  | 12    |
| 34078 | —     | Hand Attachment complete, Nos. 45D, 240D, 659D, 1327D, 1620D, 8280, 8436, 9566, 34071 to 34074, 34076, 34077 and two each 399A and 690D..... | 4 00  |

**LIST OF PARTS COMPLETE**

FOR

**MACHINE NO. 24-50**

AUTOMATIC TENSION, FOR FAMILY USE

| NO.    | PLATE | NAME  | EACH   |
|--------|-------|---|--------|
| *34218 | —     | Arm, upper and lower (solid).....                   | \$8 00 |
| 22407  | 529   | " Rock Shaft with 853C, 1811 and 22455.....         | 60     |
| 1811   | 2717  | Arm Rock Shaft Roller and Stud.....                 | 20     |
| 310A   | 2717  | " " " Screw Centre (back)....                       | 08     |
| 1516B  | 2717  | " " " " " Nut.....                                  | 05     |
| 811C   | 2717  | " " " " " (front)....                               | 08     |
| 22408  | 529   | " Rotary Shaft with two 462C.....                   | 2 00   |
| 199D   | 2717  | " " " Screw.....                                    | 04     |
| 22409  | 528   | Balance Wheel.....                                  | 60     |
| 34088  | 528   | Belt Guard.....                                     | 25     |
| 335B   | 2717  | " " Screw.....                                      | 02     |
| 22410  | 2700  | Cloth Plate with 1602E.....                         | 2 00   |
| 1602E  | 2716  | " " Bushing.....                                    | 02     |
| 387A   | 2717  | " " Screw.....                                      | 06     |
| 22411  | 2702  | Connecting Rod with 22412 and two 187B.....         | 1 00   |
| *22412 | —     | Connecting Rod Cap.....                             | —      |
| 187B   | 2717  | " " " Screw.....                                    | 02     |
| 378A   | 2717  | " " " Hinge Screw.....                              | 10     |
| 1520B  | 2717  | " " " " " Nut.....                                  | 03     |
| 34219  | 4266  | Face Plate with 34243.....                          | 25     |
| 337B   | 2709  | " " Screw.....                                      | 02     |
| 34243  | 4266  | " " Thread Eyelet with 8505....                     | 02     |
| 8505   | 4266  | " " " " Rivet, per 100.....                         | 10     |
| 22415  | 2705  | Feed Dog.....                                       | 50     |
| 190D   | 2717  | " " Screw.....                                      | 03     |
| 22416  | 2707  | " and Feed Lifting Eccentric with 1019C.....        | 1 00   |
| 462C   | 2704  | Feed and Feed Lifting Eccentric Set Screw.....      | 02     |
| 9511   | 2703  | Feed Forked Connection with 131E and 175E.....      | 60     |
| 131E   | 2703  | Feed Forked Connection Adjusting Screw (large)..... | 04     |
| 175E   | 2703  | Feed Forked Connection Adjusting Screw (small)..... | 02     |

## PARTS FOR MACHINE NO. 24-50

| NO.   | PLATE | NAME  | EACH  |
|-------|-------|---|-------|
| 9512  | 2703  | Feed Forked Connection Hinge Pin...                 | \$ 05 |
| 66A   | 2703  | " " " " Screw...                                    | 08    |
| 9936  | 2703  | " " " " Link with<br>1012E.....                     | 50    |
| 1012E | 2703  | Feed Forked Connection Link Adjusting<br>Screw..... | 05    |
| 1126A | 2707  | Feed Forked Connection Link Hinge<br>Screw.....     | 10    |
| 9514  | 2703  | Feed Raising Bar with 131E.....                     | 50    |
| 131E  | 2703  | " " " Adjusting Screw.....                          | 04    |
| 9515  | 2703  | " " " Carrier.....                                  | 30    |
| 212D  | 2707  | " " " " Cap Screw                                   | 04    |
| 5968  | 2707  | " " " " " "   |       |
|       |       | Washer.....   | 02    |
| 22417 | 2707  | Feed Raising Bar Carrier Hinge Pin....              | 25    |
| 1518E | 2707  | " " " " " " Nut                                     | 04    |
| 9517  | 2703  | " " " Hinge Pin.....                                | 08    |
| 22418 | 2707  | " Regulator.....                                    | 35    |
| 9521  | 2703  | " " Friction Washer.....                            | 01    |
| 59D   | 2703  | " " Hinge Screw.....                                | 07    |
| 22419 | 2707  | " " Indicator with 193A.....                        | 60    |
| 193A  | 2707  | " " " Set Screw....                                 | 03    |
| 22420 | 2707  | " " " Shaft.....                                    | 15    |
| 9522  | 2704  | Looper.....   | 60    |
| 9523  | 529   | " Gate.....   | 05    |
| 22421 | 529   | " " Frame.....                                      | 40    |
| 389B  | 2717  | " " " Screw.....                                    | 04    |
| 87B   | 2717  | " " Hinge Screw.....                                | 05    |
| 9525  | 2704  | " " " " Washer.....                                 | 01    |
| 1019C | 2704  | " Set Screw.....                                    | 02    |
| 34220 | 4266  | Needle Bar.....                                     | 50    |
| 34221 | 4266  | " " Bushing.....                                    | 30    |
| 735C  | 4266  | " " " Set Screw.....                                | 02    |
| 34170 | 2710  | " " Connecting Link with two<br>1313E.....          | 25    |
| 1313E | 2710  | Needle Bar Connecting Link Adjusting<br>Screw.....  | 02    |
| 9570  | 2704  | Needle Bar Connecting Stud with 207E                | 30    |
| 207E  | 2704  | " " " " Clamping<br>Screw.....                      | 02    |
| 806A  | 2704  | Needle Thumb Screw.....                             | 10    |
| 22423 | 2706  | Presser Bar.....                                    | 40    |
| 22402 | 2706  | " " Lifter.....                                     | 20    |
| 97E   | 2706  | " " " Hinge Screw.....                              | 04    |
| 22424 | 2706  | " " Spring.....                                     | 05    |
| 22404 | 2706  | " " " Bracket with 462C..                           | 30    |
| 462C  | 2704  | " " " " Set Screw..                                 | 02    |

## PARTS FOR MACHINE NO. 24-50

| NO.   | PLATE | NAME   | EACH  |
|-------|-------|--|-------|
| 22405 | 2706  | Presser Bar Spring Washer.....   | \$ 01 |
| 22425 | 2705  | " " Foot.....  | 40    |
| 1127B | 2706  | " " Thumb Screw.....   | 08    |
| 1339B | 4266  | Pressure Regulating Thumb Screw.....   | 20    |
| 34117 | 528   | Pulley, 1 3/4 in. diam.....  | 75    |
| 22426 | 528   | " 2 1/4 " " .....  | 75    |
| 1167E | 2717  | " Screw.....   | 05    |
| 529B  | 2701  | Spool Pin.....   | 05    |
| 22427 | 2706  | " " Bracket.....   | 20    |
| 889C  | 2706  | " " " Set Screw.....   | 03    |
| 9536  | 2701  | " Rest.....  | 10    |
| 9940  | 2702  | " Weight, 1 3/8 in. diam., with 557A.  | 30    |
| 557A  | 2717  | " " Thumb Screw.....   | 10    |
| 34222 | 4266  | Thread Controller Eyelet.....  | 01    |
| 34223 | 4266  | " " Plate with 34224 and<br>two each 8505 and 34222.....   | 1 00  |
| 934B  | 4266  | Thread Controller Plate Screw.....   | 02    |
| 34224 | 4266  | " " Spring.....  | 10    |
| 8505  | 4266  | " " " Rivet..per 100   | 10    |
| 22430 | 2706  | " Eyelet (top of arm).....   | 10    |
| 22431 | 2706  | " " Friction Washer.....   | 01    |
| 22432 | 2706  | " Guide Pin (top of arm).....  | 02    |
| 22433 | 2708  | " Nipper Adjusting Stud.....   | 25    |
| 22437 | —     | " " " " 22433<br>with 22434 to 22436.....  | 30    |
| 1170H | 2708  | Thread Nipper Adjusting Stud Hole<br>Plug Screw.....   | 10    |
| 22434 | 2708  | Thread Nipper Adjusting Stud Washer<br>(leather) lower.....  | 01    |
| 22435 | 2708  | Thread Nipper Adjusting Stud Washer<br>(leather) upper.....  | 02    |
| 22436 | 2708  | Thread Nipper Adjusting Stud Washer<br>(steel).....  | 01    |
| 34212 | 2707  | Thread Nipper Body with two 22447..  | 75    |
| 34293 | —     | Thread Nipper Body complete, Nos.<br>22439, 22440, 22443, 22444, 22450,<br>34212, 34213, 34242 and two 22451.. | 1 80  |
| 1125B | 2708  | Thread Nipper Body Set Screw.....  | 04    |
| 22439 | 2708  | " " Cap.....   | 50    |
| 22440 | 2708  | " " " Washer (cloth).....  | 01    |
| 34213 | 2707  | " " Disc (grooved).....  | 10    |
| 22443 | 2708  | " " Locking Washer.....  | 10    |
| 22444 | 2708  | " " " " Cap<br>(leather).....  | 01    |
| 34242 | 2707  | Thread Nipper Ring.....  | 10    |
| 22447 | 2708  | " " " Position Pin.....  | 01    |
| 22449 | 2708  | " " Rod.....   | 1 00  |

| NO.   | PLATE | NAME   | EACH  |
|-------|-------|--|-------|
| 22450 | 2708  | Thread Nipper Spring with 22452 and 22453.....   | \$ 20 |
| 22451 | 2708  | Thread Nipper Spring Washer (leather)            | 01    |
| 22452 | 2708  | " " " " (flanged) lower.....                     | 05    |
| 22453 | 2708  | Thread Nipper Spring Washer (flanged) upper..... | 05    |
| 22454 | 2707  | Thread Pull-off Eyelet (double).....             | 15    |
| 219A  | 2707  | " " " Screw.....                                 | 02    |
| 22455 | 2707  | " " " Pin.....                                   | 05    |
| 853C  | 2707  | " " " Set Screw.....                             | 02    |
| 34225 | 4266  | " Take-up with 735C.....                         | 25    |
| 735C  | 4266  | " " Set Screw.....                               | 02    |
| 34226 | 4266  | " " Spring.....                                  | 10    |
| 22459 | 2705  | Throat Plate for 22415.....                      | 30    |
| 244A  | 2717  | " " Screw.....                                   | 03    |

## MACHINE NO. 24-51

### AUTOMATIC TENSION, HAND ATTACHMENT. FOR FAMILY USE

This Machine is the No. 24-50 with the addition of the following:

#### HAND ATTACHMENT PARTS

| NO.   | PLATE | NAME   | EACH  |
|-------|-------|--|-------|
| 34074 | 2714  | Base with two 34075.....   | \$ 40 |
| 34075 | 2715  | " Position Stud.....   | 05    |
| 34076 | 2714  | Bracket.....   | 60    |
| 690D  | 2715  | " Screw.....   | 05    |
| 8380  | 2713  | Crank Handle (wood).....   | 03    |
| 8433  | —     | " " Spindle.....   | 10    |
| 8434  | 2714  | " " " 8433 with 8382....   | 10    |
| 8382  | 2715  | " " " Washer.....  | 01    |
| 8280  | 2715  | " Hinge Pin.....   | 01    |
| 8435  | 2714  | " Lever.....   | 20    |
| 8436  | —     | Crank complete, Nos. 8380, 8434 and 8435.....  | 35    |
| 8281  | 2715  | Crank Lock Pin.....  | 02    |
| 8282  | 2715  | " " " Spring.....  | 01    |
| 34077 | 2715  | Driver.....  | 35    |
| 34072 | 2715  | " Pinion.....  | 35    |
| 1327D | 2716  | " " Screw Stud.....  | 15    |
| 1620D | 2716  | " " " " Nut.....   | 03    |
| 240D  | 2715  | " " Set Screw.....   | 02    |
| 34071 | 2714  | Gear with 8281 and 8282.....   | 35    |
| 9566  | 2713  | " Cover.....   | 10    |
| 399A  | 2715  | " " Screw.....   | 02    |
| 659D  | 2715  | " Screw Stud.....  | 12    |
| 34073 | 2715  | Pinion (intermediate).....   | 35    |
| 45D   | 2715  | " " Screw Stud.....  | 12    |
| 34078 | —     | Hand Attachment complete, Nos. 45D, 240D, 659D, 1327D, 1620D, 8280, 8436, 9566, 34071 to 34074, 34076, 34077 and two each 399A and 690D..... | 4 00  |

## ATTACHMENT SET

### IN FOLDING BOX

FOR MACHINES NOS. 24-1, 24-2, 24-20, 24-24 AND 24-30

(OBSOLETE)

| NO.    | PLATE | NAME   | EACH  |
|--------|-------|--|-------|
| 25525  | 1006  | Bias Gauge.....  | \$ 10 |
| 26194  | 1006  | Box Spring Catch.....  | 03    |
| 26193  | 1006  | " " " Hook.....  | 02    |
| 26302  | 2707  | " " " Rivet...per 100  | 25    |
| 26302  | 2707  | " " " Rivet...per 100  | 25    |
| 26968  | —     | Box with Racks, Nos. 26193, 26194,<br>26318, 26324, two 26302, three 26304,<br>five 26185 and ten wood screws..... | 1 00  |
| 25618B | 1006  | Cloth Guide.....   | 15    |
| 287B   | 1006  | " " Thumb Screw.....   | 10    |
| 28863  | 1006  | Gatherer.....  | 10    |
| 25503  | 1006  | Hemmer, $\frac{3}{32}$ in. hem.....  | 80    |
| 25617  | 1006  | " $\frac{1}{8}$ " ".....   | 80    |
| 25504  | 1006  | " (wide hem).....  | 80    |
| 1534B  | 1006  | " Thumb Nut.....   | 10    |
| —      | —     | Needles (6) Class 24 x 1..... per doz.   | 20    |
| 25505  | 1006  | Quilter.....   | 05    |
| 557A   | 2717  | " Thumb Screw.....   | 10    |
| 26185  | 1006  | Rack for Nos. 25503 to 25505, 25617 and<br>26774.....  | 02    |
| 26318  | 1006  | Rack for Nos. 287B, 25525, 25537, 25539<br>and 25618B.....   | 08    |
| 26304  | 1006  | Rack for Nos. 26516 and 28863.....   | 02    |
| 26324  | 1006  | " " No. 1534.....  | 03    |
| —      | —     | Rack Screw, $\frac{1}{4}$ in., No. 3 round head<br>(blued) wood screw, for 26185, 26304<br>and 26324..... per 100  | 25    |
| —      | —     | Rack Screw, $\frac{3}{16}$ in., No. 5 round head<br>(blued) wood screw, for 26318...per 100                        | 25    |
| 26765  | 2711  | Ruffler Driving Lever.....   | 10    |
| 26522  | 2711  | " " " Hinge Stud.....  | 03    |
| 812B   | 2711  | " " " Thumb Screw.....   | 06    |
| 26766  | 2711  | " Frame.....   | 25    |
| 911B   | 2711  | " " Screw Stud.....  | 03    |
| 26767  | 2711  | " Ruffling Blade.....  | 03    |
| 26768  | 2711  | " " " Holder.....  | 10    |
| 26769  | 2711  | " " " Lever with 620F.....   | 10    |
| 620F   | 2711  | " " " " Adjusting<br>Screw.....  | 02    |

## ATTACHMENT SET

23

| NO.   | PLATE | NAME   | EACH  |
|-------|-------|--|-------|
| 26770 | 2711  | Ruffler Ruffling Blade Lever Hinge Stud.   | \$ 01 |
| 26459 | 2711  | " " " Rivet (furnished<br>for repairs)..... per 100  | 15    |
| 26771 | 2711  | Ruffler Separating Blade.....  | 02    |
| 26772 | 2711  | " " " Bracket.....   | 10    |
| 26459 | 2711  | " " " Rivet (fur-<br>nished for repairs)..... per 100  | 15    |
| 26773 | 2711  | Ruffler Spring Presser.....  | 10    |
| 26459 | 2711  | " " " Rivet (furnished<br>for repairs)..... per 100  | 15    |
| 26774 | 2711  | Ruffler complete, Nos. 812B, 911B, 26522<br>and 26765 to 26773.....  | 85    |
| 25537 | 1006  | Screw Driver.....  | 10    |
| 25539 | 1006  | Stiletto.....  | 05    |
| 26289 | 1005  | Tucker Driving Lever.....  | 08    |
| 26515 | 1005  | " Frame.....   | 12    |
| 26291 | 1005  | " Position Plate.....  | 10    |
| 911B  | 2711  | " " " Screw Stud.....  | 03    |
| 26090 | 1005  | " Rocking Bar.....   | 10    |
| 26514 | 1005  | " " " Lifting Spring.....  | 02    |
| 26555 | 2710  | " " " Protector.....   | 02    |
| 26294 | 1005  | " Tuck Guide.....  | 10    |
| 658B  | 1005  | " " " Thumb Screw.....   | 05    |
| 26295 | 1005  | " " Marker Guide Clamp.....  | 05    |
| 561B  | 1005  | " " " " " Thumb<br>Screw.....  | 06    |
| 26097 | 1005  | Tucker Tuck Marker Guide Rod.....  | 05    |
| 233B  | 2717  | " " " " " " E n d<br>Screw.....  | 02    |
| 26095 | 1005  | Tucker Tuck Marking Plate.....   | 10    |
| 26458 | 2707  | " " " " " Spur.....  | 01    |
| 26459 | 2711  | " " " " " Rivet<br>(furnished for repairs)..... per 100  | 15    |
| 26098 | 1005  | Tucker Tuck Smoothing Spring.....  | 05    |
| 26092 | 2707  | " " " " " Rivet,<br>per 100.....   | 15    |
| 26516 | 1005  | Tucker complete, Nos. 233B, 561B, 658B,<br>911B, 26090, 26092, 26095, 26097,<br>26098, 26289, 26291, 26294, 26295,<br>26458, 26514, 26515 and 26555.....                   | 75    |
| 26969 | 1006  | Attachment Set complete, in folding box,<br>Nos. 287B, 1534B, 25503 to 25505,<br>25525, 25537, 25539, 25617, 25618B,<br>26516, 26774, 26968, 28863 and six<br>needles..... | 5 00  |

## ATTACHMENT SET

### IN METAL BOX

FOR MACHINES NOS. 24-50 AND 24-51

| NO.    | PLATE | NAME  | EACH  |
|--------|-------|---|-------|
| 25525  | 945   | Bias Gauge.....   | \$ 10 |
| 35866  | —     | Box with Racks.....   | 50    |
| 25618B | 945   | Cloth Guide.....  | 15    |
| 287B   | 945   | " " Thumb Screw.....  | 10    |
| 28863  | 945   | Gatherer.....   | 10    |
| 25503  | 945   | Hemmer, $\frac{3}{32}$ in. hem.....                                 | 80    |
| 25617  | 945   | " " $\frac{1}{8}$ " ".....  | 80    |
| 25504  | 945   | " (wide hem).....   | 80    |
| 1534B  | 945   | " Thumb Nut.....  | 10    |
| —      | —     | Needles (6) Class 24 x 1..... per doz.                              | 20    |
| 25505  | 945   | Quilter.....  | 05    |
| 557A   | 2717  | " Thumb Screw.....  | 10    |
| 26765  | 2711  | Ruffler Driving Lever.....  | 10    |
| 26522  | 2711  | " " " Hinge Stud.....   | 03    |
| 812B   | 2711  | " " " Thumb Screw.....  | 06    |
| 26766  | 2711  | " Frame.....  | 25    |
| 911B   | 2711  | " " Screw Stud.....   | 03    |
| 26767  | 2711  | " Ruffling Blade.....   | 03    |
| 26768  | 2711  | " " " Holder.....   | 10    |
| 26769  | 2711  | " " " Lever with 620F.....  | 10    |
| 620F   | 2711  | " " " " Adjusting<br>Screw.....                                     | 02    |
| 26770  | 2711  | Ruffler Ruffling Blade Lever Hinge Stud                             | 01    |
| 26459  | 2711  | " " " Rivet (furnished<br>for repairs)..... per 100                 | 15    |
| 26771  | 2711  | Ruffler Separating Blade.....                                       | 02    |
| 26772  | 2711  | " " " Bracket.....  | 10    |
| 26459  | 2711  | " " " Rivet (fur-<br>nished for repairs)..... per 100               | 15    |
| 26773  | 2711  | Ruffler Spring Presser.....   | 10    |
| 26459  | 2711  | " " " Rivet (furnished<br>for repairs)..... per 100                 | 15    |
| 26774  | 2711  | Ruffler complete, Nos. 812B, 911B, 26522<br>and 26765 to 26773..... | 85    |
| 25537  | 945   | Screw Driver.....   | 10    |
| 25539  | 945   | Stiletto.....   | 05    |
| 26289  | 1005  | Tucker Driving Lever.....   | 03    |
| 26515  | 1005  | " Frame.....  | 12    |
| 26291  | 1005  | " Position Plate.....   | 10    |

## ATTACHMENT SET

25

| NO.   | PLATE | NAME   | EACH  |
|-------|-------|--|-------|
| 911B  | 2711  | Tucker Position Plate Screw Stud.....  | \$ 03 |
| 26090 | 1005  | " Rocking Bar.....   | 10    |
| 26514 | 1005  | " " " Lifting Spring.....  | 02    |
| 26555 | 2710  | " " " Protector.....   | 02    |
| 26294 | 1005  | " Tuck Guide.....  | 10    |
| 658B  | 1005  | " " " Thumb Screw.....   | 05    |
| 26295 | 1005  | " " " Marker Guide Clamp.....  | 05    |
| 561B  | 1005  | " " " " " Thumb<br>Screw.....  | 06    |
| 26097 | 1005  | Tucker Tuck Marker Guide Rod.....  | 05    |
| 233B  | 2717  | " " " " " " E n d<br>Screw.....  | 02    |
| 26095 | 1005  | Tucker Tuck Marking Plate.....   | 10    |
| 26458 | 2707  | " " " " " Spur.....  | 01    |
| 26459 | 2711  | " " " " " Rivet<br>(furnished for repairs)..... per 100  | 15    |
| 26098 | 1005  | Tucker Tuck Smoothing Spring.....  | 05    |
| 26092 | 2707  | " " " " Rivet,<br>per 100.....   | 15    |
| 26516 | 1005  | Tucker complete, Nos. 233B, 561B, 658B,<br>911B, 26090, 26092, 26095, 26097,<br>26098, 26289, 26291, 26294, 26295,<br>26458, 26514, 26515 and 26555.....                 | 75    |
| 35867 | 945   | Attachment Set complete, in metal box,<br>Nos. 287B, 1534B, 25503 to 25505,<br>25525, 25537, 25539, 25617, 25618B,<br>26516, 26774, 28863, 35866 and six<br>needles..... | 5 00  |

## ACCESSORIES

| NO.   | PLATE | NAME                          | EACH  |
|-------|-------|-------------------------------|-------|
| 35676 | 2722  | Oiler with Cap and 35678..... | \$ 05 |
| 35677 | —     | " 35676 filled with oil.....  | 03    |
| 35678 | 2722  | " Spout, 2 in. long.....      | 01    |

## HEMSTITCHERS

| NO.   | PLATE | NAME   | EACH    |
|-------|-------|--|---------|
| 25950 | 2712  | Hemstitcher for 24-1, 24-2 and 24-20<br>Machines.....          | \$ 1 25 |
| 35024 | 2712  | Hemstitcher for 24-24, 24-30, 24-50 and<br>24-51 Machines..... | 50      |

## PRESSER FEET

| NO.   | PLATE | NAME  | EACH  |
|-------|-------|---|-------|
| 26363 | 2712  | Presser Foot, for braiding, for 24-1 and 24-2 Machines.....                 | \$ 75 |
| 28926 | 2712  | Presser Foot, for braiding, for 24-24, 24-30, 24-50 and 24-51 Machines..... | 75    |

## TRIMMINGS FOR PORTABLE CASE

| NO.   | PLATE | NAME   | EACH  |
|-------|-------|--|-------|
| 25070 | 2720  | Base Cushion Tack (rubber).....  | \$ 01 |
| 28182 | 2720  | Button with wood screw $\frac{3}{8}$ in. No. 4, for lid of box for Accessories.....                      | 05    |
| 28086 | 2721  | Cover Hook (nickeled).....   | 05    |
| 28087 | 2721  | " " Plate (nickeled).....  | 05    |
| 28088 | 2720  | Handle (wood).....   | 05    |
| 1344B | 4267  | " Bolt.....  | 08    |
| 1523E | 2720  | " " Nut.....   | 02    |
| 28229 | 4267  | " Hinge Rivet.....   | 01    |
| 28230 | 4267  | " Link.....  | 08    |
| 28231 | 4267  | " Stud.....  | 06    |
| 28232 | —     | Handle complete, Nos. 28088, 28231 and two each 1344B, 1523E, 28229 and 28230.....                       | 50    |
| 28093 | 2721  | Hasp.....  | 08    |
| 639B  | 2721  | " Bolt.....  | 08    |
| 1578E | 2721  | " " Nut.....   | 03    |
| 28094 | 2721  | " Hinge Rivet.....   | 01    |
| 28095 | —     | Hasp complete, Nos. 639B, 1578E, 28093 and 28094.....  | 15    |
| 28096 | 2721  | Hasp Button.....   | 08    |
| 28097 | 2721  | " " Plate.....   | 08    |
| 28098 | 2721  | " " Spring (two pieces).....   | 01    |
| 28099 | 2721  | " " Stop.....  | 01    |
| 28100 | 2721  | " " Latch.....   | 08    |
| 28101 | —     | Hasp Button complete, Nos. 28096 to 28100 and two nickel-plated wood screws $\frac{3}{4}$ in. No. 4..... | 25    |
| 28233 | 2720  | Hasp Key (steel).....  | 05    |
| 28183 | 2720  | Hinge, $\frac{3}{4}$ in. x $\frac{3}{4}$ in., for lid of box for Accessories.....                        | 03    |
| 28186 | 2718  | Index Plate with two nickel-plated wood screws $\frac{1}{2}$ in. No. 2.....                              | 10    |
| 663E  | 2715  | Machine Base Screw.....  | 08    |
| 9843  | 2713  | " Cushion (cloth) for 24-2 Machine.....  | 02    |
| 28251 | 4269  | " " " " 24-30 and 24-51 Machines.....  | 05    |

## TRIMMINGS FOR BASE

| NO.   | PLATE | NAME  | EACH  |
|-------|-------|---|-------|
| 25070 | 2720  | Base Cushion Tack (rubber).....   | \$ 01 |
| 28186 | 2718  | Index Plate with two nickel-plated wood screws $\frac{1}{2}$ in. No. 2..... | 10    |
| 663E  | 2715  | Machine Base Screw.....   | 08    |
| 9843  | 2713  | " Cushion (cloth) for 24-2 Machine.....                                     | 02    |
| 28251 | 4269  | Machine Cushion (cloth) for 24-30 and 24-51 Machines.....                   | 05    |

## STAND

### ROCKING TREADLE, COVER SET

(OBSOLETE)

| NO.   | PLATE | NAME  | EACH   |
|-------|-------|---|--------|
| 25007 | 2723  | Band Wheel, 12 $\frac{1}{2}$ in. diam., with 2117 and 25010.....  | \$1 50 |
| 25055 | 2718  | Band Wheel Brake Ball (rubber).....                               | 03     |
| 25010 | 2723  | " " Crank.....  | 15     |
| 2117  | 2710  | " " " Pin.....  | 01     |
| 297C  | 2717  | " " " Screw Centre.....   | 10     |
| 1507E | 2716  | " " " " Nut.....  | 05     |
| 25025 | —     | Belt, size $\frac{5}{32}$ in., length 53 in., with 25028.....     | 20     |
| 25028 | 2718  | Belt Hook.....  | 01     |
| 25036 | 2723  | Brace with three each 297C and 1507E.....                         | 1 45   |
| 25184 | 2725  | Brace (sectional) complete, Nos. 25185, 25186 and three 507E..... | 1 60   |
| 506E  | 2716  | Brace Bolt with 1510E.....  | 03     |
| 1510E | 2716  | " " Nut.....  | 02     |
| 25186 | 2725  | " Section (left) with 297C and 1507E.....                         | 55     |
| 25185 | 2725  | Brace Section (right) with two each 297C and 1507E.....           | 1 05   |
| 507E  | 2716  | Brace Section Bolt with 1515E.....                                | 02     |
| 1515E | 2716  | " " " Nut.....  | 02     |
| 25054 | 2723  | Dress Guard.....  | 25     |
| 504E  | 2716  | " " Bolt with 1510E.....  | 03     |
| 1510E | 2716  | " " " Nut.....  | 02     |
| 25063 | 2723  | Leg with two each 25068 and 25069.....                            | 1 80   |
| 25068 | 2722  | " Roller.....   | 05     |
| 25069 | 2722  | " " Pin.....  | 01     |

## STAND (ROCKING TREADLE)

| NO.   | PLATE | NAME  | EACH  |
|-------|-------|---|-------|
| 25123 | —     | Pitman Adjusting Block.....   | \$ 02 |
| 558E  | 2717  | " " " Screw.....  | 03    |
| 1570E | 2717  | " " " Nut.....  | 02    |
| 25075 | 2710  | " " " Washer.....   | 01    |
| 25074 | 2723  | Pitman (adjustable) complete with two each 558E, 1570E, 25075 and 25123..   | 25    |
| 7958  | 2710  | Pitman Pin.....   | 01    |
| 11742 | 2710  | " Washer.....   | 01    |
| 25084 | 2723  | Treadle.....  | 55    |
| 297C  | 2717  | " Screw Centre.....   | 10    |
| 1507E | 2716  | " " " Nut.....  | 05    |
| 25086 | 2723  | Wrench for 1507, 1510 and 1515.....   | 10    |
| 25203 | —     | Stand (iron work) complete, Nos. 504E, 7958, 11742, 25007, 25086, 25054, 25055, 25074, 25084, 25086, two 25063 and four 506E..... | —     |

## STAND

## ROCKING TREADLE, BALL BEARING PITMAN, COVER SET

| NO.   | PLATE | NAME   | EACH   |
|-------|-------|--|--------|
| 46534 | 4271  | Band Wheel, 12½ in. diam., with 972C.  | \$1 50 |
| 25055 | 2718  | " " Brake Ball (rubber).....   | 03     |
| 28270 | 4271  | " " Crank.....   | 15     |
| 46535 | —     | Band Wheel Crank and Pitman (ball bearing) complete, Nos. 1520E, 1670E, 25361, 25371, 28270, 46506 to 46509, 46517 and eleven 25362..... | 1 45   |
| 297C  | 3826  | Band Wheel Crank Screw Centre.....   | 10     |
| 1507E | 3826  | " " " Nut.....   | 05     |
| 972C  | 3826  | " " Set Screw.....   | 08     |
| 25025 | —     | Belt, size ½ in., length 53 in., with 25028.....   | 20     |
| 25023 | 2718  | Belt Hook.....   | 01     |
| 25385 | 4271  | Brace with three each 297C and 1507E..   | 1 45   |
| 748E  | 3826  | " Screw.....   | 08     |
| 25054 | 4271  | Dress Guard.....   | 25     |
| 504E  | 2716  | " " Bolt with 1510E.....   | 03     |
| 1510E | 2716  | " " " Nut.....   | 02     |
| 25386 | 4271  | Leg with two each 25068 and 25069....  | 1 80   |
| 25068 | 2722  | " Roller.....  | 05     |
| 25069 | 2722  | " " Pin.....   | 01     |
| 25362 | 3826  | Pitman Ball, size ¾ in..... per 100  | 80     |
| 46506 | 3826  | " " Bearing Adjusting Screw Ring.....  | 15     |

## STAND (ROCKING TREADLE)

| NO.    | PLATE | NAME  | EACH  |
|--------|-------|---|-------|
| 46507  | 3826  | Pitman Ball Bearing Adjusting Screw Ring Locking Washer (brass)..per 100.   | \$ 25 |
| 46508  | 3826  | Pitman Ball Bearing Ring.....   | 10    |
| 46509  | 3826  | " " Case.....   | 25    |
| 46517  | 4271  | " Rod with 25360.....   | 15    |
| *25360 | —     | " " Ball.....   | 10    |
| 25371  | 3826  | " " " Bushing.....  | 15    |
| 25361  | 3826  | " " " Screw Bearing.....  | 10    |
| 1670E  | 3826  | " " " " Nut.....  | 05    |
| 1520E  | 3826  | " " Lock Nut.....   | 03    |
| 46518  | 4271  | Treadle.....  | 65    |
| 297C   | 3826  | " Screw Centre.....   | 10    |
| 1507E  | 3826  | " " " Nut.....  | 05    |
| 25086  | 2723  | Wrench for 1507, 1510 and 1670.....   | 10    |
| 25200  | 2724  | " " 972.....  | 10    |
| 25268  | —     | Stand (iron work) complete, Nos. 504E, 25054, 25055, 25086, 25200, 25385, 46518, 46534, 46535, two 25386 and four 748E..... | —     |

## STAND

## ROCKING TREADLE, CABINET TABLE

(OBSOLETE)

| NO.   | PLATE | NAME  | EACH   |
|-------|-------|---|--------|
| 25311 | 2724  | Band Wheel, 12½ in. diam., with 972C, 25322 and two 9374..... | \$1 00 |
| 25322 | 2718  | Band Wheel Belt Switch Plate.....                             | 10     |
| 9374  | 2718  | " " " " Rivet.....  | 01     |
| 25055 | 2718  | " " Brake Ball (rubber).....                                  | 03     |
| 25312 | 2724  | " " Crank.....  | 20     |
| 297C  | 2717  | " " " Screw Centre.....                                       | 10     |
| 1507E | 2716  | " " " " Nut.....  | 05     |
| 972C  | 2719  | " " Set Screw.....  | 08     |
| 25313 | —     | Belt, size ½ in., length 59½ in., with 25028.....             | 20     |
| 25325 | 2722  | Belt Guard.....   | 15     |
| 25028 | 2718  | " Hook.....   | 01     |
| 25314 | 2722  | " Shifter.....  | 15     |
| 25315 | 2722  | " " Handle with 1149C.....                                    | 15     |
| 1149C | 2717  | " " " Set Screw.....  | 04     |
| 2049  | 2710  | " " Pin.....  | 01     |
| 25316 | 2722  | " " Shaft.....  | 10     |
| 25317 | 2722  | " " " Bracket and Belt Guide.....                             | 15     |

## STAND (ROCKING TREADLE)

| NO.   | PLATE | NAME  | EACH  |
|-------|-------|---|-------|
| 748E  | 2717  | Belt Shifter Shaft Bracket and Belt Guide Screw.....  | \$ 08 |
| 25318 | 2722  | Belt Shifter Spring.....  | 10    |
| 25324 | 2718  | " " " Adjusting Collar with 178F.....   | 10    |
| 178F  | 2718  | Belt Shifter Spring Adjusting Collar Set Screw.....   | 03    |
| 25319 | 2724  | Brace with three each 297C and 1507E.....   | 1 45  |
| 506E  | 2716  | " Bolt with 1510E.....  | 03    |
| 1510E | 2716  | " " Nut.....  | 02    |
| 25320 | 2724  | Dress Guard.....  | 30    |
| 1059E | 2716  | " " Bolt with 1510E.....  | 03    |
| 1510E | 2716  | " " Nut.....  | 02    |
| 25126 | 2724  | Leg with two each 25068 and 25069.....  | 1 80  |
| 25068 | 2722  | " Roller.....   | 05    |
| 25069 | 2722  | " " Pin.....  | 01    |
| 25123 | —     | Pitman Adjusting Block.....   | 02    |
| 558E  | 2717  | " " Screw.....  | 03    |
| 1570E | 2717  | " " " Nut.....  | 02    |
| 25075 | 2710  | " " " Washer.....   | 01    |
| 25112 | 2724  | Pitman (adjustable) complete with two each 558E, 1570E, 25075 and 25123..   | 25    |
| 7958  | 2710  | Pitman Pin.....   | 01    |
| 11742 | 2710  | " Washer.....   | 01    |
| 25321 | 2724  | Treadle.....  | 55    |
| 297C  | 2717  | " Screw Centre.....   | 10    |
| 1507E | 2716  | " " " Nut.....  | 05    |
| 25086 | 2723  | Wrench for 1507 and 1510.....   | 10    |
| 25200 | 2724  | " " 972.....  | 10    |
| 25237 | —     | Stand (iron work) complete, Nos. 748E, 1059E, 2049, 7958, 11742, 25055, 25086, 25112, 25200, 25311, 25312, 25314 to 25321, 25324, 25325, two 25126 and four 506E..... | —     |

## STAND

ROCKING TREADLE, BALL BEARING, CABINET TABLE

(OBSOLETE)

| NO.   | PLATE | NAME  | EACH   |
|-------|-------|---|--------|
| 25495 | 2725  | Band Wheel, 12½ in. diam., with 972C, 25496 and two 9374..... | \$1 00 |
| 25496 | 2718  | Band Wheel Belt Switch Plate.....                             | 10     |
| 9374  | 2718  | " " " " Rivet.....  | 01     |
| 25055 | 2718  | " " Brake Ball (rubber).....                                  | 03     |
| 25397 | 2725  | " " Crank.....  | 25     |

## STAND (ROCKING TREADLE)

| NO.   | PLATE | NAME  | EACH   |
|-------|-------|---|--------|
| 25401 | —     | Band Wheel Crank and Pitman complete, Nos. 1670E, 25359, 25361, 25363, 25364, 25371, 25397, 27795 and eleven 25362..... | \$1 45 |
| 25303 | 2719  | Band Wheel Crank Ball, size ¼ in., per 100.....   | 1 00   |
| 25353 | 2719  | Band Wheel Crank Ball Case.....   | 15     |
| 25354 | —     | Band Wheel Crank Ball Case complete, Nos. 25306, 25353 and six 25303.....   | 25     |
| 129E  | 2719  | Band Wheel Crank Ball Case Set Screw.....   | 04     |
| 25306 | 2719  | " " " Safety Washer.....  | 01     |
| 25388 | 2719  | " " " Screw Bearing Ball Case.....  | 25     |
| 25389 | —     | Band Wheel Crank Screw Bearing Ball Case complete, Nos. 25306, 25388 and six 25303.....                                 | 35     |
| 129E  | 2719  | Band Wheel Crank Screw Bearing Ball Case Set Screw.....   | 04     |
| 972C  | 2719  | Band Wheel Set Screw.....   | 08     |
| 25313 | —     | Belt, size ¾ in., length 59½ in., with 25028.....   | 20     |
| 25028 | 2718  | Belt Hook.....  | 01     |
| 25314 | 2722  | " Shifter.....  | 15     |
| 25315 | 2722  | " " Handle with 1149C.....  | 15     |
| 1149C | 2717  | " " " Set Screw.....  | 04     |
| 2049  | 2710  | " " Pin.....  | 01     |
| 25316 | 2722  | " " Shaft.....  | 10     |
| 25317 | 2722  | " " " Bracket and Belt Guide.....   | 15     |
| 748E  | 2717  | Belt Shifter Shaft Bracket and Belt Guide Screw.....  | 08     |
| 25318 | 2722  | Belt Shifter Spring.....  | 10     |
| 25324 | 2718  | " " " Adjusting Collar with 178F.....   | 10     |
| 178F  | 2718  | Belt Shifter Spring Adjusting Collar Set Screw.....   | 03     |
| 25398 | 2725  | Brace with 25354, 25389 and two each 129E, 297C and 1507E.....  | 2 25   |
| 748E  | 2717  | Brace Screw.....  | 08     |
| 25497 | 2724  | Dress Guard with 25498 and two 17822.....   | 50     |
| 25498 | 2722  | " " Belt Retainer.....  | 10     |
| 17822 | 2718  | " " " Rivet.....  | 01     |
| 504E  | 2716  | " " Bolt with 1510E.....  | 03     |
| 1510E | 2716  | " " " Nut.....  | 02     |
| 25444 | 2725  | Leg with two each 25068 and 25069.....  | 1 80   |
| 25068 | 2722  | " Roller.....   | 05     |
| 25069 | 2722  | " " Pin.....  | 01     |



32 STAND (ROCKING TREADLE)

| NO.    | PLATE | NAME  | EACH  |
|--------|-------|---|-------|
| 25362  | 2719  | Pitman Ball, size $\frac{3}{16}$ in..... per 100.   | \$ 80 |
| 25363  | 2719  | " " Case with 457C.....   | 35    |
| 25364  | 2719  | " " " Cover.....  | 15    |
| 457C   | 2719  | " " " " Set Screw   | 02    |
| 27795  | 2719  | " " " " " " "   |       |
|        |       | Washer..... per 100   | 25    |
| 25359  | 2722  | Pitman Rod with 25360.....  | 15    |
| *25360 | —     | " " Ball.....   | 10    |
| 25371  | 2719  | " " " Bushing.....  | 15    |
| 25361  | 2719  | " " " Screw Bearing.....  | 10    |
| 1670E  | 2719  | " " " " " Nut...  | 05    |
| 25400  | 2725  | Treadle.....  | 60    |
| 297C   | 2717  | " Screw Centre.....   | 10    |
| 1507E  | 2716  | " " " Nut.....  | 05    |
| 25086  | 2723  | Wrench for 1507, 1510 and 1670.....   | 10    |
| 25200  | 2724  | " " " 972.....  | 10    |
| 25239  | —     | Stand (iron work) complete, Nos. 504E, 2049, 25055, 25086, 25200, 25314 to 25318, 25324, 25398, 25400, 25401, 25495, 25497, two 25444 and five 748E | —     |

**STAND**

ROCKING TREADLE, BALL BEARING PITMAN, CABINET TABLE

| NO.   | PLATE | NAME  | EACH   |
|-------|-------|---|--------|
| 25495 | 2725  | Band Wheel, 12 $\frac{1}{2}$ in. diam., with 972C, 25496 and two 9374.....  | \$1 00 |
| 25496 | 2718  | Band Wheel Belt Switch Plate.....   | 10     |
| 9374  | 2718  | " " " " " Rivet...  | 01     |
| 25055 | 2718  | " " " Brake Ball (rubber).....  | 03     |
| 28270 | 4271  | " " " Crank.....  | 15     |
| 46530 | —     | Band Wheel Crank and Pitman (ball bearing) complete, Nos. 1520E, 1670E, 25361, 25371, 28270, 46506 to 46510 and eleven 25362..... | 1 45   |
| 297C  | 3826  | Band Wheel Crank Screw Centre.....  | 10     |
| 1507E | 3826  | " " " " " Nut...  | 05     |
| 972C  | 3826  | " " " Set Screw.....  | 08     |
| 25313 | —     | Belt, size $\frac{5}{32}$ in., length 59 $\frac{1}{2}$ in., with 25028.....   | 20     |
| 25028 | 2718  | Belt Hook.....  | 01     |
| 25314 | 2722  | " Shifter.....  | 15     |
| 25315 | 2722  | " " Handle with 1149c.....  | 15     |
| 1149c | 2717  | " " " Set Screw.....  | 04     |
| 2049  | 2710  | " " " Pin.....  | 01     |

STAND (ROCKING TREADLE) 33

| NO.    | PLATE | NAME  | EACH  |
|--------|-------|---|-------|
| 25316  | 2722  | Belt Shifter Shaft.....   | \$ 10 |
| 25317  | 2722  | " " " Bracket and Belt Guide.....   | 15    |
| 748E   | 2717  | Belt Shifter Shaft Bracket and Belt Guide Screw.....  | 08    |
| 25318  | 2722  | Belt Shifter Spring.....  | 10    |
| 25324  | 2718  | " " " Adjusting Collar with 178F.....   | 10    |
| 178F   | 2718  | Belt Shifter Spring Adjusting Collar Set Screw.....   | 03    |
| 46531  | 4268  | Brace with three each 297C and 1507E..  | 1 45  |
| 748E   | 3826  | " Screw.....  | 08    |
| 25497  | 2724  | Dress Guard with 25498 and two 17822  | 50    |
| 25498  | 2722  | " " " Belt Retainer.....  | 10    |
| 17822  | 2718  | " " " " Rivet.....  | 01    |
| 504E   | 2716  | " " " Bolt with 1510E.....  | 03    |
| 1510E  | 2716  | " " " " Nut.....  | 02    |
| 25444  | 2725  | Leg with two each 25068 and 25069....   | 1 80  |
| 25068  | 2722  | " Roller.....   | 05    |
| 25069  | 2722  | " " " Pin.....  | 01    |
| 25362  | 3826  | Pitman Ball, size $\frac{3}{16}$ in..... per 100  | 80    |
| 46506  | 3826  | " " " Bearing Adjusting Screw Ring.....   | 15    |
| 46507  | 3826  | Pitman Ball Bearing Adjusting Screw Ring Locking Washer (brass) . per 100   | 25    |
| 46508  | 3826  | Pitman Ball Bearing Ring.....   | 10    |
| 46509  | 3826  | " " " Case.....   | 25    |
| 46510  | 4268  | " " Rod with 25360.....   | 15    |
| *25360 | —     | " " " Ball.....   | 10    |
| 25371  | 3826  | " " " Bushing.....  | 15    |
| 25361  | 3826  | " " " Screw Bearing.....  | 10    |
| 1670E  | 3826  | " " " " " Nut...  | 05    |
| 1520E  | 3826  | " " " Lock Nut.....   | 03    |
| 25400  | 2725  | Treadle.....  | 60    |
| 297C   | 3826  | " Screw Centre.....   | 10    |
| 1507E  | 3826  | " " " Nut.....  | 05    |
| 25086  | 2723  | Wrench for 1507, 1510 and 1670.....   | 10    |
| 25200  | 2724  | " " " 972.....  | 10    |
| 25266  | —     | Stand (iron work) complete, Nos. 504E, 2049, 25055, 25086, 25200, 25314 to 25318, 25324, 25400, 25495, 25497, 46530, 46531, two 25444 and five 748E | —     |

## CABINET TRIMMINGS TRIMMINGS FOR COVER SET

| NO.   | PLATE | NAME   | EACH  |
|-------|-------|--|-------|
| 28127 | 712   | Bail Pull (gilt).....  | \$ 30 |
| 28013 | 713   | Belt Hole Bushing (round, brass).....  | 04    |
| 28014 | —     | “ “ “ (round, nickeled)....  | 04    |
| 28254 | —     | “ “ “ (round, oxidized)....  | 04    |
| 28069 | 713   | Cover Hook (brass).....  | 02    |
| 28070 | —     | “ “ (nickeled).....  | 02    |
| 28071 | 713   | “ “ Cup Catch (brass).....   | 04    |
| 28072 | —     | “ “ “ (nickeled).....  | 04    |
| 28073 | 712   | “ Lock (rim).....  | 15    |
| 28130 | 713   | “ “ Cup Catch (brass).....   | 05    |
| 28076 | 713   | “ “ Escutcheon (brass).....  | 02    |
| 28077 | —     | “ “ “ (nickeled).....  | 02    |
| 28233 | 712   | “ “ Key (steel).....   | 05    |
| 28079 | 712   | Drop Leaf Hinge.....   | 03    |
| 25056 | 2723  | “ “ Support.....   | 12    |
| 25058 | 2723  | “ “ “ Bracket with three<br>wood screws $\frac{3}{8}$ in. No. 7.....           | 10    |
| 28186 | 2718  | Index Plate with two nickel-plated wood<br>screws $\frac{1}{2}$ in. No. 2..... | 10    |
| 9843  | 2713  | Machine Cushion (cloth).....   | 02    |
| 544   | 2716  | “ Thumb Screw.....   | 15    |
| 2015  | 2718  | “ “ “ Cushion (rubber).....  | 02    |
| 9842  | 2718  | “ “ “ Washer.....  | 02    |
| 28212 | 713   | Partition Lock (revolving bolt, double).....                                   | 05    |
| 28213 | 713   | “ “ “ ( “ “ single).....   | 05    |
| 28076 | 713   | “ “ Escutcheon (brass).....  | 02    |
| 28077 | —     | “ “ “ (nickeled).....  | 02    |
| 28233 | 712   | “ “ Key (steel).....   | 05    |
| 25047 | 2722  | Skeleton Drawer Case Drawer Spring.....  | 02    |
| 25076 | 2722  | “ “ “ Support.....   | 03    |

## TRIMMINGS FOR CABINET TABLE

| NO.   | PLATE | NAME                                  | EACH  |
|-------|-------|---------------------------------------|-------|
| 28128 | 712   | Bail Pull (gilt).....                 | \$ 30 |
| 28013 | 713   | Belt Hole Bushing (round, brass)..... | 04    |
| 28014 | —     | “ “ “ (round, nickeled)....           | 04    |
| 28254 | —     | “ “ “ (round, oxidized)....           | 04    |
| 28195 | 2722  | Centre Front Supporting Bracket.....  | 05    |

## CABINET TRIMMINGS

| NO.   | PLATE | NAME  | EACH  |
|-------|-------|---|-------|
| 28236 | —     | Hinge (brass) round end, for table plat-<br>form flap.....  | \$ 10 |
| 28235 | 4269  | Hinge (oxidized) round end, for table<br>platform flap.....   | 10    |
| 28027 | 712   | Hinge (brass) round ends, for top leaf...   | 15    |
| 28234 | —     | “ (oxidized) round ends, for top<br>leaf.....   | 15    |
| 28186 | 2718  | Index Plate with two nickel-plated<br>wood screws $\frac{1}{2}$ in. No. 2.....  | 10    |
| 28227 | —     | Knob (brass).....   | 15    |
| 28228 | —     | Knob (brass) complete, Nos. 1272E and<br>28227.....   | 20    |
| 28221 | 4267  | Knob (oxidized).....  | 15    |
| 28223 | —     | Knob (oxidized) complete, Nos. 1272E<br>and 28221.....  | 20    |
| 1272E | 4267  | Knob Screw.....   | 05    |
| 28167 | 2722  | Machine Cushion (felt).....   | 05    |
| 544   | 2716  | “ Thumb Screw.....  | 15    |
| 2015  | 2718  | “ “ “ Cushion (rubber).....   | 02    |
| 9842  | 2718  | “ “ “ Washer.....   | 02    |
| 28212 | 713   | Partition Lock (revolving bolt, double).....  | 05    |
| 28213 | 713   | “ “ “ ( “ “ single).....  | 05    |
| 28076 | 713   | “ “ Escutcheon (brass).....   | 02    |
| 28077 | —     | “ “ “ (nickeled).....   | 02    |
| 28233 | 712   | “ “ Key (steel).....  | 05    |
| 28125 | 712   | Shield Supporting Bracket.....  | 05    |
| 25047 | 2722  | Skeleton Drawer Case Drawer Spring.....   | 02    |
| 25076 | 2722  | “ “ “ Support.....  | 03    |
| 25152 | 2718  | Table Cushion (felt) for machine plat-<br>form flap.....  | 01    |
| 25070 | 2720  | Table Cushion Tack (rubber).....  | 01    |
| 28239 | —     | “ Hinge Connection (brass).....   | 30    |
| 28237 | 2718  | “ “ “ (oxidized).....   | 30    |
| 2809  | 2718  | “ “ “ Hinge Pin.....  | 01    |
| 15255 | —     | “ “ Plate (brass).....  | 20    |
| 15252 | 2718  | “ “ “ (oxidized).....   | 20    |
| 28240 | —     | Table Hinge (brass) complete, Nos. 2809,<br>15255, 28239, three wood screws $\frac{3}{4}$ in.<br>No. 7 and two brass wood screws $\frac{3}{4}$<br>in. No. 10.....       | 50    |
| 28238 | —     | Table Hinge (oxidized) complete, Nos.<br>2809, 15252, 28237, three wood screws<br>$\frac{3}{4}$ in. No. 7 and two oxidized wood<br>screws $\frac{3}{4}$ in. No. 10..... | 50    |

### TRIMMINGS FOR OPEN-SIDE DRAWING-ROOM CABINET

| NO.   | PLATE | NAME   | EACH   |
|-------|-------|--|--------|
| 25495 | 2725  | Band Wheel, 12½ in. diam., with 972c, 25496 and two 9374.....  | \$1 00 |
| 25496 | 2718  | Band Wheel Belt Switch Plate.....  | 10     |
| 9374  | 2718  | " " " " Rivet.....   | 01     |
| 25055 | 2718  | " " Brake Ball (rubber).....   | 03     |
| 28270 | 4271  | " " Crank.....   | 15     |
| 28271 | —     | Band Wheel Crank and Pitman (ball bearing) complete, Nos. 1520E, 1670E, 25361, 25371, 28287, 28270, 46506 to 46509 and eleven 25362..... | 1 45   |
| 28272 | 4268  | Band Wheel Crank Frame with two each 297c and 1507E.....   | 1 50   |
| 28273 | 4268  | Band Wheel Crank Frame Bracket.....  | 40     |
| 649E  | 2716  | " " " " Screw.....   | 05     |
| 297c  | 3826  | " " " " Screw Centre.....  | 10     |
| 1507E | 3826  | " " " " Nut.....   | 05     |
| 972c  | 3826  | " " Set Screw.....   | 08     |
| 25313 | —     | Belt, size 5/32 in., length 59½ in., with 25028.....   | 20     |
| 28126 | 2718  | Belt Hole Bushing (oval, brass) 5/8 in. x 1 in.....  | 05     |
| 28250 | —     | Belt Hole Bushing (oval, oxidized) 5/8 in. x 1 in.....   | 05     |
| 28013 | 713   | Belt Hole Bushing (round, brass).....  | 04     |
| 28014 | —     | " " " (round, nicked).....   | 04     |
| 28254 | —     | " " " (round, oxidized).....   | 04     |
| 25028 | 2718  | " Hook.....  | 01     |
| 28274 | 4269  | " Shifter with 1441c.....  | 15     |
| 25315 | 2722  | " " Handle with 1149c.....   | 15     |
| 1149c | 2717  | " " " Set Screw.....   | 04     |
| 1441c | 2716  | " " Set Screw.....   | 04     |
| 25316 | 2722  | " " Shaft.....   | 10     |
| 28276 | 4269  | " " Bracket and Belt Guide.....  | 25     |
| 25318 | 2722  | Belt Shifter Spring.....   | 10     |
| 25324 | 2718  | " " Adjusting Collar with 178F.....  | 10     |
| 178F  | 2718  | Belt Shifter Spring Adjusting Collar Set Screw.....  | 08     |
| 28016 | 712   | Cabinet Case Roller (iron).....  | 04     |
| 28017 | 712   | " " " Frame.....   | 10     |
| 28018 | 2710  | " " " Pin.....   | 01     |
| 28019 | 712   | Cabinet Case Roller complete, Nos. 28016 to 28018.....   | 15     |

| NO.   | PLATE | NAME   | EACH  |
|-------|-------|--|-------|
| 28278 | —     | Door Drawer Lock Plate (brass).....  | \$ 05 |
| 28279 | 4270  | " " " " (oxidized).....  | 05    |
| 28280 | —     | " " " " Hub Key (brass).....   | 15    |
| 28281 | 4270  | Door Drawer Lock Plate Hub Key (oxidized).....   | 15    |
| 28282 | —     | Door Hinge (brass).....  | 20    |
| 28283 | 4270  | " " (oxidized).....  | 20    |
| 28284 | —     | " Lock (brass) with four round head brass wood screws 3/4 in. No. 4.....                             | 15    |
| 28285 | 4270  | Door Lock (oxidized) with four round head oxidized wood screws 3/4 in. No. 4.....                    | 15    |
| 28286 | —     | Door Lock Key (brass).....   | 05    |
| 28287 | 4270  | " " " (oxidized).....  | 05    |
| 28288 | —     | " " " Hole Escutcheon (brass) with two round head brass wood screws 3/8 in. No. 2.....               | 05    |
| 28289 | 4270  | Door Lock Key Hole Escutcheon (oxidized) with two round head oxidized wood screws 3/8 in. No. 2..... | 05    |
| 25497 | 2724  | Dress Guard with 25498 and two 17822.....  | 50    |
| 25498 | 2722  | " " Belt Retainer.....   | 10    |
| 17822 | 2718  | " " " Rivet.....   | 01    |
| 1059E | 2716  | " " Bolt with 1510E.....   | 03    |
| 1510E | 2716  | " " " Nut.....   | 02    |
| 28236 | —     | Hinge (brass) round end, for table platform flap.....  | 10    |
| 28235 | 4269  | Hinge (oxidized) round end, for table platform flap.....   | 10    |
| 28027 | 712   | Hinge (brass) round ends, for top leaf.....  | 15    |
| 28234 | —     | " (oxidized) round ends, for top leaf.....   | 15    |
| 28186 | 2718  | Index Plate with two nickel-plated wood screws 1/2 in. No. 2.....                                    | 10    |
| 28167 | 2722  | Machine Cushion (felt).....  | 05    |
| 544   | 2716  | " Thumb Screw.....   | 15    |
| 2015  | 2718  | " " " Cushion (rubber).....  | 02    |
| 9842  | 2718  | " " " Washer.....  | 02    |
| 25362 | 3826  | Pitman Ball, size 3/16 in..... per 100   | 80    |
| 46506 | 3826  | " " Bearing Adjusting Screw Ring.....  | 15    |
| 46507 | 3826  | Pitman Ball Bearing Adjusting Screw Ring Locking Washer (brass)..... per 100                         | 25    |
| 46508 | 3826  | Pitman Ball Bearing Ring.....  | 10    |
| 46509 | 3826  | " " Case.....  | 25    |
| 28267 | 4268  | " Rod with 25360.....  | 15    |

| NO.    | PLATE | NAME  | EACH  |
|--------|-------|---|-------|
| *25360 | —     | Pitman Rod Ball.....  | \$ 10 |
| 25371  | 3826  | " " " Bushing.....  | 15    |
| 25361  | 3826  | " " " Screw Bearing.....  | 10    |
| 1670B  | 3826  | " " " " " Nut.....  | 05    |
| 1520B  | 3826  | " " " Lock Nut.....   | 03    |
| 25152  | 2718  | Table Cushion (felt) for machine plat-<br>form flap.....  | 01    |
| 28239  | —     | Table Hinge Connection (brass).....   | 30    |
| 28237  | 2718  | " " " (oxidized).....   | 30    |
| 2809   | 2718  | " " " Hinge Pin.....  | 01    |
| 15255  | —     | " " Plate (brass).....  | 20    |
| 15252  | 2718  | " " " (oxidized).....   | 20    |
| 28240  | —     | Table Hinge (brass) complete, Nos. 2809,<br>15255, 28239, three wood screws 3/4 in.<br>No. 7 and two brass wood screws 3/4 in.<br>No. 10.....       | 50    |
| 28238  | —     | Table Hinge (oxidized) complete, Nos.<br>2809, 15252, 28237, three wood screws<br>3/4 in. No. 7 and two oxidized wood<br>screws 3/4 in. No. 10..... | 50    |
| 28290  | 4270  | Table Stop Cushion (rubber).....  | 02    |
| 28290  | 4270  | Top Leaf Support Cushion (rubber).....  | 02    |
| 25400  | 2725  | Treadle.....  | 60    |
| 28268  | 4270  | " Centre.....   | 05    |
| 28269  | 4269  | " " Bracket with 28268.....   | 15    |
| 297C   | 3826  | " " Screw Centre.....   | 10    |
| 1507B  | 3826  | " " " Nut.....  | 05    |
| 25086  | 2723  | Wrench for 1507, 1510 and 1670.....   | 10    |
| 25200  | 2724  | " " " 972.....  | 10    |

## OBSOLETE PARTS

| NO.   | PLATE | NAME  | EACH  |
|-------|-------|---|-------|
| 9507  | 2702  | Connecting Rod with two 175B, use<br>22306.....   | \$ 50 |
| 175B  | 2703  | Connecting Rod Adjusting Screw.....   | 02    |
| 8379  | —     | Hand Attachment Crank complete for<br>34073, Nos. 8380, 8381 and 8383, use<br>8436..... | 35    |
| 8316  | —     | Hand Attachment Crank Handle Spindle<br>for 8381.....                                   | 10    |
| 8381  | 2713  | Hand Attachment Crank Handle Spindle<br>8316 with 8382, for 8379.....                   | 10    |
| 8383  | 2713  | Hand Attachment Crank Lever for 8379,<br>use 8435.....                                  | 20    |
| 23D   | 2715  | Hand Attachment Driver Pinion Screw<br>Stud for 34078.....                              | 15    |
| 28839 | 2712  | Hemstitcher for 24-24 and 24-30<br>Machines, use 35024.....                             | 1 25  |
| 9527  | 2704  | Needle Bar Connecting Link with two<br>329E, use 34170.....                             | 25    |
| 329E  | 2704  | Needle Bar Connecting Link Adjusting<br>Screw for 9527.....                             | 02    |
| 9542  | 2710  | Thread Eyelet (flat) for 24-1, 24-2, 24-24<br>and 24-30 Machines, use 9937.....         | 05    |
| 22438 | 2708  | Thread Nipper Body with two 22447, for<br>24-24 and 24-30 Machines.....                 | 75    |
| 22441 | 2708  | Thread Nipper Cap Washer (steel) for<br>24-24 and 24-30 Machines.....                   | 03    |
| 22442 | 2708  | Thread Nipper Disc (grooved) for 24-24<br>and 24-30 Machines.....                       | 10    |
| 22445 | 2708  | Thread Nipper Ring (lower) for 24-24<br>and 24-30 Machines.....                         | 10    |
| 22446 | 2708  | Thread Nipper Ring (upper) for 24-24<br>and 24-30 Machines.....                         | 10    |
| 22448 | 2708  | Thread Nipper Ring Washer (cloth) for<br>24-24 and 24-30 Machines.....                  | 02    |
| 9550  | 2710  | Thread Retainer Frame for 9549.....   | 15    |
| 9551  | 2710  | " " Plate for 9549.....   | 05    |
| 1568B | 2710  | " " Regulating Thumb<br>Nut.....  | 10    |
| 9552  | 2710  | Thread Retainer Spring for 9549.....  | 03    |
| 420B  | 2710  | " " Stud.....   | 04    |
| 9553  | 2710  | " " Under Guide for 9549.....   | 10    |

## OBSOLETE PARTS

| NO.                                       | PLATE | NAME   | EACH  |
|---|-------|--|-------|
| 9549                                      | 2710  | Thread Retainer complete for 24-1, 24-2, 24-24 and 24-30 Machines, Nos. 420B, 1568B and 9550 to 9553, use 9947....                       | \$ 50 |
| <b>FOR STAND NO. 25239</b>                |       |  |       |
| 25396                                     | 2725  | Band Wheel, 12½ in. diam., with 972c, 25322 and two 9374.....  | 1 00  |
| 25322                                     | 2718  | Band Wheel Belt Switch Plate.....  | 10    |
| 9374                                      | 2718  | " " " " Rivet.....   | 01    |
| 25325                                     | 2722  | Belt Guard.....  | 15    |
| 25320                                     | 2724  | Dress Guard.....   | 30    |
| <b>TRIMMINGS FOR PORTABLE CASE</b>        |       |  |       |
| 638B                                      | 2720  | Handle Bolt.....   | 08    |
| 28089                                     | 2720  | " Hinge Rivet.....   | 01    |
| 28090                                     | 2720  | " Link.....  | 08    |
| 28091                                     | 2720  | " Stud.....  | 06    |
| 28092                                     | —     | Handle complete, Nos. 28088, 28091 and two each 638B, 1523E, 28089 and 28090.....  | 50    |
| <b>TRIMMINGS FOR CABINET TABLE</b>        |       |  |       |
| 28121                                     | 712   | Hinge, 1½ in. x 1¾ in. (brass) for front lid.....  | 10    |
| 28078                                     | 712   | Partition Lock Key, use 28233.....   | 05    |
| 28187                                     | —     | Table Hinge Connection (nickel).....   | 30    |
| 2810B                                     | —     | " " Plate.....   | 20    |
| 28188                                     | —     | Table Hinge (nickel) complete, Nos. 2809, 2810, 28187, three wood screws ¾ in. No. 7 and two nickel-plated wood screws ¾ in. No. 10..... | 50    |
| <b>TRIMMINGS FOR DRAWING-ROOM CABINET</b> |       |  |       |
| 28128                                     | 712   | Bail Pull (gilt) long.....   | 30    |
| 28129                                     | —     | " " " short.....   | 30    |
| 28004                                     | 714   | Band Wheel, 10 in. diam., with 2117 and 28006.....   | 1 25  |
| 28005                                     | 714   | Band Wheel Bracket with 302c and 1507E.....  | 60    |
| 28006                                     | 714   | Band Wheel Crank.....  | 15    |
| 2117                                      | 2710  | " " " Pin.....   | 01    |
| 302c                                      | 2717  | " " " Screw Centre.....  | 06    |
| 1507E                                     | 2716  | " " " " Nut.....   | 05    |
| 28008                                     | —     | Belt, size ¾ in., length 57 inches, with 25028.....  | 20    |
| 28010                                     | 714   | Belt Guide.....  | 30    |

## OBSOLETE PARTS

| NO.   | PLATE | NAME   | EACH  |
|-------|-------|--|-------|
| 28012 | 713   | Belt Guide Screw Eye.....  | \$ 01 |
| 25028 | 2718  | " Hook.....  | 01.   |
| 28013 | 713   | " Hole Bushing (round, brass).....   | 04    |
| 28014 | —     | " " " (round, nickeled).....   | 04    |
| 28254 | —     | " " " (round, oxidized).....   | 04    |
| 28016 | 712   | Cabinet Case Roller (iron).....  | 04    |
| 28017 | 712   | " " " Frame.....   | 10    |
| 28018 | 2710  | " " " Pin.....   | 01    |
| 28019 | 712   | Cabinet Case Roller complete, Nos. 28016 to 28018.....                         | 15    |
| 28020 | 714   | Drawer Lock Bolt.....  | 40    |
| 28021 | 712   | " " " Cam and Plate.....   | 35    |
| 28076 | 713   | " " Escutcheon (brass).....  | 02    |
| 28077 | —     | " " " (nickeled).....  | 02    |
| 28233 | 712   | " " Key (steel).....   | 05    |
| 28024 | 712   | Hinge, 1 in. x 1½ in. (brass) for all doors except lower front.....            | 03    |
| 28025 | —     | Hinge, 1 in. x 1½ in. (nickeled) for all doors except lower front.....         | 05    |
| 28027 | 712   | Hinge (brass) round ends, for top leaf.....                                    | 15    |
| 28028 | —     | " (nickeled) round ends, for top leaf.....                                     | 15    |
| 28026 | 712   | Hinge, ½ in. x 2 in. (brass) for lower front doors.....                        | 03    |
| 28186 | 2718  | Index Plate with two nickel-plated wood screws ½ in. No. 2.....                | 10    |
| 28029 | 712   | Latch.....   | 08    |
| 28030 | 712   | " Button (brass).....  | 15    |
| 28031 | —     | " " (nickeled).....  | 15    |
| 28032 | 2710  | " " Hinge Pin.....   | 01    |
| 28033 | 712   | " Frame.....   | 15    |
| 28034 | 2710  | " Hinge Pin.....   | 01    |
| 28200 | 2710  | " Spring.....  | 05    |
| 5604  | 2718  | " " Rivet..... per 100   | 10    |
| 28037 | 712   | Latch (brass) complete, Nos. 5604, 28029, 28030, 28032 to 28034 and 28200..... | 40    |
| 28038 | —     | Latch (nickel) complete, Nos. 5604, 28029, 28031 to 28034 and 28200.....       | 40    |
| 28167 | 2722  | Machine Cushion (felt).....  | 05    |
| 1166E | 2716  | " Thumb Screw.....   | 15    |
| 2015  | 2718  | " " " Cushion (rubber).....  | 02    |
| 9842  | 2718  | " " " Washer.....  | 02    |
| 28039 | 714   | Pitman with three wood screws ⅞ in. No. 5 R. H. B.....                         | 10    |
| 7958  | 2710  | Pitman Stud Pin.....   | 01    |
| 11742 | 2710  | " Washer.....  | 01    |

## OBSOLETE PARTS

| NO.   | PLATE | NAME   | EACH   |
|-------|-------|--|--------|
| 28040 | 714   | Rocking Frame (grained) with 434C,<br>28048 and two each 28043 and 28045.  | \$1 25 |
| 28041 | —     | Rocking Frame (japanned) with 434C,<br>28048 and two each 28043 and 28045. | 1 25   |
| 28042 | 714   | Rocking Frame Bracket.....   | 15     |
| 28043 | 714   | " " Connecting Link.....   | 04     |
| 28044 | 712   | " " " " Bracket.....   | 04     |
| 2269  | 2710  | " " " " " " " " " " " " " "  | 01     |
| 28045 | 713   | Rocking Frame Connecting Link Hinge<br>Stud.....                           | 04     |
| 28046 | 714   | Rocking Frame Hinge Plate.....   | 10     |
| 28047 | 714   | " " Spring.....  | 75     |
| 28048 | 714   | " " " " Adjusting Block.....   | 25     |
| 28049 | 2710  | " " " " " " " " " " " " " "  | 02     |
| 434C  | 2717  | Rocking Frame Spring Adjusting Block<br>Set Screw.....                     | 04     |
| 28050 | 713   | Spring Catch, for long front door.....                                     | 02     |
| 28051 | 713   | " " " " end, upper and lower<br>doors.....                                 | 04     |
| 28052 | 713   | Spring Catch Cup for 28051.....  | 04     |
| 28053 | 714   | Treadle.....   | 1 20   |
| 28054 | 713   | " Centre.....  | 05     |
| 28055 | 714   | " " Bracket with 28054.....  | 15     |
| 296C  | 2717  | " " Screw Centre.....  | 10     |
| 28056 | 714   | " " " " Bracket with 296C<br>and 1507E.....                                | 30     |
| 1507E | 2716  | Treadle Screw Centre Nut.....  | 05     |
| 25086 | 2723  | Wrench for 1507.....   | 10     |

## NUMERICAL LIST OF PARTS

| NO.  | PLATE | NAME  | EACH  |
|------|-------|---|-------|
| 23D  | 2715  | Hand Attachment Driver Pinion Screw<br>Stud for 9796 and 34078, obsolete....                  | \$ 15 |
| 35B  | 2703  | Feed Forked Connection Link Screw<br>Stud for 24-1, 24-2 and 24-20 Machines,<br>obsolete..... | 07    |
| 44A  | 2717  | Connecting Rod Screw Stud for 24-1,<br>24-2 and 24-20 Machines, obsolete....                  | 10    |
| 45D  | 2715  | Hand Attachment Pinion (intermediate)<br>Screw Stud for 9796 and 34078.....                   | 12    |
| 59D  | 2703  | Feed Regulator Hinge Screw.....   | 07    |
| 66A  | 2703  | " Forked Connection Hinge Screw..   | 08    |
| 87B  | 2717  | Looper Gate Hinge Screw.....  | 05    |
| 97E  | 2706  | Presser Bar Lifter Hinge Screw for 24-24,<br>24-30, 24-50 and 24-51 Machines.....             | 04    |
| 104B | 2704  | Feed Regulator Indicator Segment<br>Screw for 24-1, 24-2 and 24-20<br>Machines, obsolete..... | 04    |
| 129E | 2719  | Band Wheel Crank Ball Case Set Screw<br>for 25398, obsolete.....                              | 04    |
| 129E | 2719  | Band Wheel Crank Screw Bearing Ball<br>Case Set Screw for 25398, obsolete....                 | 04    |
| 131E | 2703  | Feed Forked Connection Adjusting<br>Screw (large) for 9511.....                               | 04    |
| 131E | 2703  | Feed Raising Bar Adjusting Screw for<br>9514.....   | 04    |
| 154C | 2709  | Tension Releasing Screw for 24-1, 24-2<br>and 24-20 Machines, obsolete.....                   | 05    |
| 159A | 2717  | Hand Attachment Body Bracket Screw<br>for 9796, obsolete.....                                 | 03    |
| 168B | 2715  | Balance Wheel Cover Screw for 24-1 and<br>24-20 Machines, obsolete.....                       | 04    |
| 168B | 2715  | Hand Attachment Screw for 24-2<br>Machine, obsolete.....                                      | 04    |
| 170A | 2709  | Tension Thread Guide Stud for 24-1,<br>24-2 and 24-20 Machines, obsolete....                  | 04    |
| 175B | 2703  | Connecting Rod Adjusting Screw for<br>9507, obsolete.....                                     | 02    |
| 175E | 2703  | Feed Forked Connection Adjusting<br>Screw (small) for 9511.....                               | 02    |
| 178F | 2718  | Belt Shifter Spring Adjusting Collar Set<br>Screw for 25324.....                              | 03    |
| 187B | 2717  | Connecting Rod Cap Screw for 22411...   | 02    |

## NUMERICAL LIST OF PARTS

| NO.  | PLATE | NAME  | EACH  |
|------|-------|---|-------|
| 190D | 2717  | Feed Dog Screw.....   | \$ 08 |
| 193A | 2707  | " Regulator Indicator Set Screw for<br>22419.....   | 03    |
| 199D | 2717  | Arm Rotary Shaft Screw for 24-24,<br>24-30, 24-50 and 24-51 Machines.....                     | 04    |
| 205A | 2715  | Thread Eyelet (upper) Screw for 24-2<br>Machine, obsolete.....                                | 08    |
| 205A | 2715  | Thread Guide Screw for 24-20 Machine,<br>obsolete.....  | 03    |
| 206A | 2704  | Presser Foot Screw for 24-1, 24-2 and<br>24-20 Machines, obsolete.....                        | 02    |
| 207E | 2704  | Needle Bar Connecting Stud Clamping<br>Screw for 9570.....                                    | 02    |
| 212D | 2707  | Feed Raising Bar Carrier Cap Screw for<br>24-24, 24-30, 24-50 and 24-51<br>Machines.....      | 04    |
| 219A | 2707  | Thread Pull-off Eyelet Screw for 24-24,<br>24-30, 24-50 and 24-51 Machines.....               | 02    |
| 226B | 2707  | Thread Take-up Spring Screw for 24-24<br>and 24-30 Machines, obsolete.....                    | 02    |
| 228D | 2709  | Thread Nipper Disc Cover Screw for<br>24-1, 24-2 and 24-20 Machines,<br>obsolete.....         | 02    |
| 233B | 2717  | Tucker Tuck Marker Guide Rod End<br>Screw for 26516.....                                      | 02    |
| 240D | 2715  | Hand Attachment Driver Pinion Set<br>Screw for 9796 and 34078.....                            | 02    |
| 244A | 2717  | Throat Plate Screw.....   | 03    |
| 237B | 1006  | Cloth Guide Thumb Screw for 26969 and<br>35867.....   | 10    |
| 296C | 2717  | Treadle Screw Centre for 28056, obsolete  | 10    |
| 297C | 2717  | Band Wheel Crank Screw Centre for<br>25036, 25185, 25319, 25385, 28272<br>and 46531.....      | 10    |
| 297C | 2717  | Treadle Screw Centre for 25036, 25185,<br>25186, 25319, 25385, 25398, 28272 and<br>46531..... | 10    |
| 302C | 2717  | Band Wheel Crank Screw Centre for<br>28005, obsolete.....                                     | 06    |
| 310A | 2717  | Arm Rock Shaft Screw Centre (back)...   | 08    |
| 311C | 2717  | " " " " " (front)...  | 08    |
| 329E | 2704  | Needle Bar Connecting Link Adjusting<br>Screw for 9527, obsolete.....                         | 02    |
| 330B | 2709  | Thread Retainer Screw for 24-1, 24-2<br>and 24-20 Machines, obsolete.....                     | 02    |
| 335B | 2717  | Belt Guard Screw for 24-24, 24-30, 24-50<br>and 24-51 Machines.....                           | 02    |

## NUMERICAL LIST OF PARTS

| NO.  | PLATE | NAME  | EACH  |
|------|-------|---|-------|
| 337B | 2709  | Face Plate Screw.....   | \$ 02 |
| 337B | 2709  | Thread Eyelet (flat) Screw for 24-1,<br>24-2 and 24-20 Machines, obsolete...                                | 02    |
| 378A | 2717  | Connecting Rod Hinge Screw for 24-24,<br>24-30, 24-50 and 24-51 Machines.....                               | 10    |
| 387A | 2717  | Cloth Plate Screw.....  | 06    |
| 389B | 2717  | Looper Gate Frame Screw.....  | 04    |
| 399A | 2715  | Hand Attachment Gear Cover Screw for<br>9796 and 34078.....   | 02    |
| 420B | 2710  | Thread Retainer Stud for 9549, obsolete   | 04    |
| 424C | 2717  | Balance Wheel Set Screw for 9504,<br>obsolete.....  | 05    |
| 434C | 2717  | Rocking Frame Spring Adjusting Block<br>Set Screw for 28040 and 28041,<br>obsolete.....                     | 04    |
| 435C | 2717  | Balance Wheel Set Screw for 9505,<br>obsolete.....  | 04    |
| 449C | 2703  | Feed Raising Bar Carrier Stud Set Screw<br>for 24-1, 24-2 and 24-20 Machines,<br>obsolete.....              | 02    |
| 457C | 2719  | Pitman Ball Case Cover Set Screw for<br>25363, obsolete.....  | 02    |
| 460C | 2706  | Thread Controller Post Set Screw for<br>24-24 and 24-30 Machines, obsolete...                               | 02    |
| 462C | 2704  | Feed and Feed Lifting Eccentric Set<br>Screw for 22408.....   | 02    |
| 462C | 2704  | Presser Bar Guide Set Screw for 9531,<br>obsolete.....  | 02    |
| 462C | 2704  | Presser Bar Spring Bracket Set Screw<br>for 22404.....  | 02    |
| 504E | 2716  | Dress Guard Bolt with 1510E, for 25203,<br>25239, 25266 and 25268.....                                      | 03    |
| 506E | 2716  | Brace Bolt with 1510E, for 25203 and<br>25237, obsolete.....  | 03    |
| 507E | 2716  | Brace Section Bolt with 1515E, for<br>25184, obsolete.....  | 02    |
| 511B | 2709  | Thread Eyelet Over-Spool Pin for 24-1<br>Machine, obsolete.....   | 10    |
| 529B | 2701  | Spool Pin for 24-1, 24-20, 24-24, 24-30,<br>24-50 and 24-51 Machines.....                                   | 05    |
| 544  | 2716  | Machine Thumb Screw (Trimmings for<br>Cabinet Table, Cover Set and Open-<br>Side Drawing-Room Cabinet)..... | 15    |
| 557A | 2717  | Quilter Thumb Screw for 25505.....  | 10    |
| 557A | 2717  | Spool Weight Thumb Screw for 9940..   | 10    |
| 558E | 2717  | Pitman Adjusting Screw for 25074 and<br>25112, obsolete.....  | 03    |

## NUMERICAL LIST OF PARTS

| NO.   | PLATE | NAME   | EACH  |
|-------|-------|--|-------|
| 561B  | 1005  | Tucker Tuck Marker Guide Clamp<br>Thumb Screw for 26516.....                             | \$ 06 |
| 620F  | 2711  | Ruffler Ruffling Blade Lever Adjusting<br>Screw for 26769.....                           | 02    |
| 638B  | 2720  | Handle Bolt for 28092, obsolete.....   | 08    |
| 639B  | 2721  | Hasp Bolt for 28095.....   | 08    |
| 649E  | 2716  | Band Wheel Crank Frame Screw (Trim-<br>mings for Open-Side Drawing-Room<br>Cabinet)..... | 05    |
| 658B  | 1005  | Tucker Tuck Guide Thumb Screw for<br>26516.....  | 05    |
| 659D  | 2715  | Hand Attachment Gear Screw Stud for<br>9796 and 34078.....                               | 12    |
| 663E  | 2715  | Machine Base Screw (Trimnings for<br>Base and Portable Case).....                        | 08    |
| 690D  | 2715  | Hand Attachment Bracket Screw for<br>34078.....  | 05    |
| 735C  | 4266  | Needle Bar Bushing Set Screw for 24-50<br>and 24-51 Machines.....                        | 02    |
| 735C  | 4266  | Thread Take-up Set Screw for 34225...  | 02    |
| 748E  | 2717  | Belt Shifter Shaft Bracket and Belt<br>Guide Screw for 25237, 25239 and<br>25266.....    | 08    |
| 748E  | 2717  | Brace Screw for 25239, 25266 and 25268   | 08    |
| 764A  | 2704  | Presser Bar Lifter Screw for 24-1, 24-2<br>and 24-20 Machines, obsolete.....             | 06    |
| 806A  | 2704  | Needle Thumb Screw.....  | 10    |
| 812B  | 2711  | Ruffler Driving Lever Thumb Screw for<br>26774.....                                      | 06    |
| 847A  | 2709  | Tension Body for 848A for 9850, obsolete   | 40    |
| 848A  | 2709  | " Stud for 9850, obsolete.....   | 12    |
| 853C  | 2707  | Thread Pull-off Pin Set Screw for 22407  | 02    |
| 889C  | 2706  | Spool Pin Bracket Set Screw for 24-24,<br>24-30, 24-50 and 24-51 Machines.....           | 08    |
| 911B  | 2711  | Ruffler Frame Screw Stud for 26774.....  | 03    |
| 911B  | 2711  | Tucker Position Plate Screw Stud for<br>26516.....                                       | 03    |
| 934B  | 4266  | Thread Controller Plate Screw for 24-50<br>and 24-51 Machines.....                       | 02    |
| 972C  | 2719  | Band Wheel Set Screw for 25311, 25396,<br>25495 and 46534.....                           | 08    |
| 989B  | 2709  | Thread Retainer Stud for 9947, obsolete  | 06    |
| 1012B | 2708  | Connecting Rod Adjusting Screw for<br>22306, obsolete.....                               | 05    |
| 1012E | 2708  | Feed Forked Connection Link Adjusting<br>Screw for 9936.....                             | 05    |

## NUMERICAL LIST OF PARTS

| NO.   | PLATE | NAME   | EACH  |
|-------|-------|--|-------|
| 1019C | 2704  | Looper Set Screw.....  | \$ 02 |
| 1059E | 2716  | Dress Guard Bolt with 1510E, for 25237<br>and Trimmings for Open-Side Draw-<br>ing-Room Cabinet.....     | 08    |
| 1121B | 2706  | Pressure Regulating Thumb Screw for<br>24-24 and 24-30 Machines, obsolete..                              | 20    |
| 1125B | 2708  | Thread Nipper Body Set Screw for<br>24-24, 24-30, 24-50 and 24-51 Machines                               | 04    |
| 1126A | 2707  | Feed Forked Connection Link Hinge<br>Screw for 24-24, 24-30, 24-50 and<br>24-51 Machines.....            | 10    |
| 1127B | 2706  | Presser Foot Thumb Screw for 24-24,<br>24-30, 24-50 and 24-51 Machines....                               | 08    |
| 1149C | 2717  | Belt Shifter Handle Set Screw for 25315  | 04    |
| 1166E | 2716  | Machine Thumb Screw (Trimnings for<br>Drawing-Room Cabinet) obsolete.....                                | 15    |
| 1167E | 2717  | Pulley Screw for 24-24, 24-30, 24-50 and<br>24-51 Machines.....  | 05    |
| 1170H | 2708  | Thread Nipper Adjusting Stud Hole<br>Plug Screw for 24-24, 24-30, 24-50 and<br>24-51 Machines.....       | 10    |
| 1272E | 4267  | Knob Screw for 28223 and 28228.....  | 05    |
| 1313E | 2710  | Needle Bar Connecting Link Adjusting<br>Screw for 34170.....   | 02    |
| 1327D | 2716  | Hand Attachment Driver Pinion Screw<br>Stud for 34078.....   | 15    |
| 1339B | 4266  | Pressure Regulating Thumb Screw for<br>24-50 and 24-51 Machines.....                                     | 20    |
| 1344B | 4267  | Handle Bolt for 28232.....   | 08    |
| 1441C | 2716  | Belt Shifter Set Screw for 28274.....  | 04    |
| 1507E | 2716  | Band Wheel Crank Screw Centre Nut<br>for 25036, 25185, 25319, 25385, 28005,<br>28272 and 46531.....      | 05    |
| 1507E | 2716  | Treadle Screw Centre Nut for 25036,<br>25185, 25186, 25319, 25385, 25398,<br>28056, 28272 and 46531..... | 05    |
| 1510E | 2716  | Brace Bolt Nut for 506E, obsolete.....   | 02    |
| 1510E | 2716  | Dress Guard Bolt Nut for 504E and<br>1059E.....  | 02    |
| 1515E | 2716  | Brace Section Bolt Nut for 507E,<br>obsolete.....  | 02    |
| 1516B | 2717  | Arm Rock Shaft Screw Centre (back)<br>Nut.....   | 05    |
| 1518E | 2707  | Feed Raising Bar Carrier Hinge Pin Nut<br>for 24-24, 24-30, 24-50 and 24-51<br>Machines.....             | 04    |



## NUMERICAL LIST OF PARTS

| NO.   | PLATE | NAME   | EACH  |
|-------|-------|--|-------|
| 1520B | 2717  | Connecting Rod Hinge Screw Nut for 24-24, 24-30, 24-50 and 24-51 Machines.   | \$ 03 |
| 1520E | 3826  | Pitman Rod Lock Nut for 28271, 46530 and 46535.  | 03    |
| 1523E | 2720  | Handle Bolt Nut for 28092 and 28232.   | 02    |
| 1528B | 2709  | Thread Eyelet Over-Spool Pin Lock Nut for 24-1 Machine, obsolete.  | 03    |
| 1534B | 1006  | Hemmer Thumb Nut for 26969 and 35867.  | 10    |
| 1550H | 2704  | Presser Bar Lifter Screw Nut for 24-1, 24-2 and 24-20 Machines, obsolete.  | 03    |
| 1550H | 2704  | Tension Releasing Screw Nut for 24-1, 24-2 and 24-20 Machines, obsolete.   | 03    |
| 1568B | 2710  | Thread Retainer Regulating Thumb Nut for 9549, obsolete.   | 10    |
| 1570E | 2717  | Pitman Adjusting Screw Nut for 25074 and 25112, obsolete.  | 02    |
| 1578E | 2721  | Hasp Bolt Nut for 28095.   | 03    |
| 1602E | 2716  | Cloth Plate Bushing for 9508 and 22410   | 02    |
| 1620D | 2716  | Hand Attachment Driver Pinion Screw Stud Nut for 34078.  | 03    |
| 1626B | 2709  | Thread Retainer Regulating Thumb Nut for 9947, obsolete.   | 03    |
| 1670E | 2719  | Pitman Rod Ball Screw Bearing Nut for 25401, 28271, 46530 and 46535.   | 05    |
| 1811  | 2717  | Arm Rock Shaft Roller and Stud for 9502 and 22407.   | 20    |
| 2015  | 2718  | Machine Thumb Screw Cushion, rubber (Trimmings for Cabinet Table, Cover Set, Drawing-Room Cabinet and Open-Side Drawing-Room Cabinet). | 02    |
| 2049  | 2710  | Belt Shifter Pin for 25237, 25239 and 25266.   | 01    |
| 2117  | 2710  | Band Wheel Crank Pin for 25007 and 28004, obsolete.  | 01    |
| 2269  | 2710  | Rocking Frame Connecting Link Bracket Pin (Trimmings for Drawing-Room Cabinet) obsolete.   | 01    |
| 2300  | 2704  | Feed Regulator Indicator Segment Spring Hook for 24-1, 24-2 and 24-20 Machines, obsolete.  | 01    |
| 2809  | 2718  | Table Hinge Connection Hinge Pin for 28188, 28238 and 28240.   | 01    |
| 2810B | —     | Table Hinge Plate for 28188, obsolete.   | 20    |
| 5604  | 2718  | Latch Spring Rivet for 28037 and 28038, obsolete. per 100  | 10    |

## NUMERICAL LIST OF PARTS

| NO.  | PLATE | NAME  | EACH  |
|------|-------|---|-------|
| 5968 | 2707  | Feed Raising Bar Carrier Cap Screw Washer for 24-24, 24-30, 24-50 and 24-51 Machines.   | \$ 02 |
| 7958 | 2710  | Hand Attachment Body Bracket Dowel Pin for 9796, obsolete.                              | 01    |
| 7958 | 2710  | Pitman Pin for 25203 and 25237, obsolete.   | 01    |
| 7958 | 2710  | Pitman Stud Pin (Trimmings for Drawing-Room Cabinet) obsolete.                          | 01    |
| 8280 | 2715  | Hand Attachment Crank Hinge Pin for 9796 and 34078.                                     | 01    |
| 8281 | 2715  | Hand Attachment Crank Lock Pin for 8287 and 34071.                                      | 02    |
| 8282 | 2715  | Hand Attachment Crank Lock Pin Spring for 8287 and 34071.                               | 01    |
| 8287 | 2713  | Hand Attachment Gear with 8281 and 8282, for 9796, obsolete.                            | 35    |
| 8316 | —     | Hand Attachment Crank Handle Spindle for 8381, obsolete.                                | 10    |
| 8379 | —     | Hand Attachment Crank complete for 34078, Nos. 8380, 8381 and 8383, obsolete, use 8436. | 35    |
| 8380 | 2713  | Hand Attachment Crank Handle (wood) for 8379 and 8436.                                  | 03    |
| 8381 | 2713  | Hand Attachment Crank Handle Spindle 8316 with 8382, for 8379, obsolete.                | 10    |
| 8382 | 2715  | Hand Attachment Crank Handle Spindle Washer for 8381 and 8434.                          | 01    |
| 8383 | 2713  | Hand Attachment Crank Lever for 8379, obsolete, use 8435.                               | 20    |
| 8433 | —     | Hand Attachment Crank Handle Spindle for 8434.  | 10    |
| 8434 | 2714  | Hand Attachment Crank Handle Spindle 8433 with 8382, for 8436.                          | 10    |
| 8435 | 2714  | Hand Attachment Crank Lever for 8436  | 20    |
| 8436 | —     | Hand Attachment Crank complete for 9796 and 34078, Nos. 8380, 8434 and 8435.            | 35    |
| 8505 | 4266  | Face Plate Thread Eyelet Rivet for 34243. per 100                                       | 10    |
| 8505 | 4266  | Thread Controller Spring Rivet for 34223. per 100                                       | 10    |
| 9256 | 2715  | Spool Pin for 24-2 Machine, obsolete.   | 03    |
| 9374 | 2718  | Band Wheel Belt Switch Plate Rivet for 25311, 25396 and 25495.                          | 01    |

## NUMERICAL LIST OF PARTS

| NO.  | PLATE | NAME  | EACH   |
|--|-------|---|--------|
| Nos. 9501 TO 9505 FOR 24-1, 24-2 AND 24-20 MACHINES, OBSOLETE  |       |   |        |
| *9501  | —     | Arm, upper and lower (solid).....   | \$8 00 |
| 9502   | 529   | " Rock Shaft with 1811, 9546 and 9547.....  | 60     |
| 9503   | 529   | Arm Rotary Shaft with 1019c.....  | 1 00   |
| 9504   | 528   | Balance Wheel, 2¼ in. pulley, with 424c   | 90     |
| 9505   | 528   | " " 1¾ in. pulley, with 435c, for Drawing-Room Cabinet.....                       | 90     |
| 9506   | 528   | Balance Wheel Cover for 24-1 Machine, obsolete.....                               | 30     |
| 9507   | 2702  | Connecting Rod with two 175B, obsolete, use 22306.....                            | 50     |
| Nos. 9508 TO 9510 FOR 24-1, 24-2 AND 24-20 MACHINES, OBSOLETE. |       |   |        |
| 9508   | 2700  | Cloth Plate with 1602E.....   | 2 00   |
| 9509   | 2701  | Face Plate.....   | 25     |
| 9510   | 2705  | Feed Dog.....   | 50     |
| 9511   | 2703  | " Forked Connection with 181E and 175E.....                                       | 60     |
| 9512   | 2703  | Feed Forked Connection Hinge Pin.....   | 05     |
| 9514   | 2703  | " Raising Bar with 181E.....  | 50     |
| 9515   | 2703  | " " " Carrier.....  | 30     |
| 9516   | 2703  | " " " Stud for 24-1, 24-2 and 24-20 Machines, obsolete.....                       | 20     |
| 9517   | 2703  | Feed Raising Bar Hinge Pin.....   | 08     |
| 9518   | 2703  | " Regulator for 24-1, 24-2 and 24-20 Machines, obsolete.....                      | 35     |
| 9519   | 2704  | Feed Regulator Indicator Segment for 24-1, 24-2 and 24-20 Machines, obsolete..... | 20     |
| 9521   | 2703  | Feed Regulator Friction Washer.....   | 01     |
| 9522   | 2704  | Looper.....   | 60     |
| 9523   | 529   | " Gate.....   | 05     |
| 9524   | 529   | " " Frame for 24-1, 24-2 and 24-20 Machines, obsolete.....                        | 30     |
| 9525   | 2704  | Looper Gate Hinge Screw Washer.....   | 01     |
| 9526   | 2704  | Needle Bar for 24-1, 24-2 and 24-20 Machines, obsolete.....                       | 40     |
| 9527   | 2704  | Needle Bar Connecting Link with two 329E, obsolete, use 34170.....                | 25     |
| Nos. 9530 TO 9535 FOR 24-1, 24-2 and 24-20 MACHINES, OBSOLETE. |       |   |        |
| 9530   | 2704  | Presser Bar.....  | 40     |
| 9531   | 2704  | " " Guide with 462c.....  | 20     |

## NUMERICAL LIST OF PARTS

| NO.  | PLATE | NAME  | EACH  |
|--|-------|---|-------|
| 9532   | 2704  | Presser Bar Lifter with 9533.....   | \$ 20 |
| 9533   | 2704  | " " " Stop Pin for 9532....   | 02    |
| 9534   | 2704  | " " Spring.....   | 06    |
| 9535   | 2705  | " Foot.....   | 40    |
| 9536   | 2701  | Spool Rest.....   | 10    |
| 9537   | 2702  | " Weight, 1½ in. diam., for 24-1 and 24-2 Machines, obsolete.....   | 20    |
| Nos. 9539 TO 9541 FOR 9850, OBSOLETE.                          |       |   |       |
| 9539   | 2709  | Tension Cap.....  | 25    |
| 9540   | 2709  | " Spring.....   | 02    |
| 9541   | 2709  | " Stud Plug (fibre).....  | 03    |
| 9542   | 2710  | Thread Eyelet (flat) for 24-1, 24-2, 24-24 and 24-30 Machines, obsolete, use 9937   | 05    |
| Nos. 9543 TO 9548 FOR 24-1, 24-2 and 24-20 MACHINES, OBSOLETE. |       |   |       |
| 9543   | 2709  | Thread Nipper Disc.....   | 02    |
| 9544   | 2709  | " " " Cover.....  | 12    |
| 9545   | 2709  | " " " Spring.....   | 05    |
| 9546   | 2709  | " Pull-off for 9502.....  | 10    |
| 9547   | 2709  | " " Rivet for 9502.. per 100  | 25    |
| 9548   | 2705  | Throat Plate for 9510.....  | 30    |
| 9549   | 2710  | Thread Retainer complete for 24-1, 24-2, 24-24 and 24-30 Machines, Nos. 420B, 1568B and 9550 to 9553, obsolete, use 9947..... | 50    |
| Nos. 9550 TO 9553 FOR 9549, OBSOLETE.                          |       |   |       |
| 9550   | 2710  | Thread Retainer Frame.....  | 15    |
| 9551   | 2710  | " " Plate.....  | 05    |
| 9552   | 2710  | " " Spring.....   | 03    |
| 9553   | 2710  | " " Under Guide.....  | 10    |
| 9565   | 2715  | Hand Attachment Driver Pinion for 9796, obsolete.....   | 35    |
| 9566   | 2713  | Hand Attachment Gear Cover for 9796 and 84078.....  | 10    |
| 9567   | 2715  | Hand Attachment Pinion (intermediate) for 9796, obsolete.....   | 30    |
| 9568   | 2715  | Hand Attachment Thread Eyelet (lower) for 9796, obsolete.....   | 03    |
| 9569   | 2715  | Hand Attachment Thread Eyelet (upper) for 24-2 Machine, obsolete...   | 05    |
| 9570   | 2704  | Needle Bar Connecting Stud with 207E.   | 30    |
| 9573   | 528   | Balance Wheel Cover for 24-20 Machine, obsolete.....  | 25    |
| 9611   | 2704  | Needle Bar Thread Tube for 24-1, 24-2 and 24-20 Machines, obsolete.....   | 08    |

## NUMERICAL LIST OF PARTS

| NO.                                   | PLATE | NAME   | EACH   |
|---------------------------------------|-------|--|--------|
| 9796                                  | —     | Hand Attachment complete for 24-2 Machine, Nos. 23D, 45D, 240D, 659D, 8280, 8287, 8436, 9565 to 9568, 9797 to 9799 and two each 159A and 399A, obsolete..... | \$3 00 |
| Nos. 9797 to 9799 FOR 9796, OBSOLETE. |       |  |        |
| 9797                                  | 2713  | Hand Attachment Body.....  | 60     |
| 9798                                  | 2713  | " " " Bracket.....   | 15     |
| 9799                                  | 2715  | " " " Driver.....  | 25     |
| 9804                                  | 2704  | Feed Regulator Indicator Segment Spring for 24-1, 24-2 and 24-20 Machines, obsolete.....   | 05     |
| 9842                                  | 2718  | Machine Thumb Screw Washer (Trim- mings for Cabinet Table, Cover Set, Drawing-Room Cabinet and Open- Side Drawing-Room Cabinet).....                         | 02     |
| 9843                                  | 2713  | Machine Cushion, cloth (Trimnings for Cover Set).....  | 02     |
| 9843                                  | 2713  | Machine Cushion, cloth, for 24-2 Machine (Trimnings for Base and Portable Case) obsolete.....  | 02     |
| 9850                                  | 2709  | Tension (automatic) complete for 24-1, 24-2 and 24-20 Machines, Nos. 847A, 848A and 9539 to 9541, obsolete.....  | 80     |
| 9936                                  | 2703  | Feed Forked Connection Link with 1012E.....  | 50     |
| 9937                                  | 2709  | Thread Eyelet (flat) for 24-1, 24-2 and 24-20 Machines, obsolete.....  | 05     |
| 9938                                  | 2709  | Thread Eyelet (flat) Spring Plate for 24-1, 24-2 and 24-20 Machines, obsolete.....   | 05     |
| 9939                                  | 528   | Spool Pin Bracket for 22273, obsolete..  | 25     |
| 9940                                  | 2702  | " Weight, 1 $\frac{3}{8}$ in. diam., with 557A, for 24-20, 24-24, 24-30, 24-50 and 24-51 Machines.....   | 30     |
| 9941                                  | 2701  | Thread Guide (back of arm) for 24-20 Machine, obsolete.....  | 25     |
| Nos. 9942 to 9946 FOR 9947, OBSOLETE. |       |  |        |
| 9942                                  | 2709  | Thread Retainer Frame.....   | 15     |
| 9943                                  | 2709  | " " " Plate.....   | 05     |
| 9944                                  | 2709  | " " " Regulating Thumb Nut Cap.....  | 10     |
| 9945                                  | 2709  | Thread Retainer Spring.....  | 03     |
| 9946                                  | 2709  | " " " Under Guide.....   | 10     |
| 9947                                  | 2709  | Thread Retainer complete for 24-1, 24-2 and 24-20 Machines, Nos. 989B, 1626B and 9942 to 9946, obsolete.....   | 50     |

## NUMERICAL LIST OF PARTS

| NO.   | PLATE | NAME   | EACH  |
|---|-------|--|-------|
| 11742   | 2710  | Pitman Washer for 25203, 25237 and Trimnings for Drawing-Room Cabinet, obsolete.....   | \$ 01 |
| 15252   | 2718  | Table Hinge Plate (oxidized) for 28238.  | 20    |
| 15255   | —     | " " " (brass) for 28240.....   | 20    |
| 17822   | 2718  | Dress Guard Belt Retainer Rivet for 25497.....   | 01    |
| 22273   | —     | Spool Pin Bracket complete for 24-20 Machine, Nos. 529B, 9536, 9939 and two nickel-plated wood screws $\frac{5}{8}$ in. No. 5, obsolete..... | 40    |
| 22275   | 2704  | Presser Bar Lifter Steady Spring for 24-1, 24-2 and 24-20 Machines, obsolete.....  | 03    |
| 22306   | 2702  | Connecting Rod with two 1012B, for 24-1, 24-2 and 24-20 Machines, obsolete.....  | 50    |
| 22402   | 2706  | Presser Bar Lifter for 24-24, 24-30, 24-50 and 24-51 Machines.....   | 20    |
| 22404   | 2706  | Presser Bar Spring Bracket with 462C, for 24-24, 24-30, 24-50 and 24-51 Machines.....  | 30    |
| 22405   | 2706  | Presser Bar Spring Washer for 24-24, 24-30, 24-50 and 24-51 Machines....   | 01    |
| *22406  | —     | Arm, upper and lower (solid) for 24-24 and 24-30 Machines, obsolete.....   | 8 00  |
| Nos. 22407 TO 22412 FOR 24-24, 24-30, 24-50 AND 24-51 MACHINES. |       |  |       |
| 22407   | 529   | Arm Rock Shaft with 853C, 1811 and 22455.....  | 60    |
| 22408   | 529   | Arm Rotary Shaft with two 462C.....  | 2 00  |
| 22409   | 528   | Balance Wheel.....   | 60    |
| 22410   | 2700  | Cloth Plate with 1602E.....  | 2 00  |
| 22411   | 2702  | Connecting Rod with 22412 and two 187B.....  | 1 00  |
| *22412  | —     | Connecting Rod Cap for 22411.....  | —     |
| 22413   | 2701  | Face Plate with 22414, for 24-24 and 24-30 Machines, obsolete.....   | 40    |
| 22414   | 2707  | Face Plate Thread Eyelet for 22413.....  | 10    |
| Nos. 22415 TO 22421 FOR 24-24, 24-30, 24-50 AND 24-51 MACHINES. |       |  |       |
| 22415   | 2705  | Feed Dog.....  | 50    |
| 22416   | 2707  | " and Feed Lifting Eccentric with 1019C.....   | 1 00  |
| 22417   | 2707  | Feed Raising Bar Carrier Hinge Pin....   | 25    |

## NUMERICAL LIST OF PARTS

| NO.  | PLATE | NAME  | EACH  |
|--|-------|---|-------|
| 22418  | 2707  | Feed Regulator.....   | \$ 35 |
| 22419  | 2707  | " " Indicator with 193A.....  | 60    |
| 22420  | 2707  | " " " Shaft.....  | 15    |
| 22421  | 529   | Looper Gate Frame.....  | 40    |
| 22422  | 2706  | Needle Bar with 22456, for 24-24 and<br>24-30 Machines, obsolete.....   | 60    |
| Nos. 22423 TO 22427 FOR 24-24, 24-30, 24-50<br>AND 24-51 MACHINES. |       |   |       |
| 22423  | 2706  | Presser Bar.....  | 40    |
| 22424  | 2706  | " " Spring.....   | 05    |
| 22425  | 2705  | " Foot.....   | 40    |
| 22426  | 528   | Pulley, 2 1/4 in. diam.....   | 75    |
| 22427  | 2706  | Spool Pin Bracket.....  | 20    |
| 22428  | 2706  | Thread Controller Post with 22429, for<br>24-24 and 24-30 Machines, obsolete..                                | 50    |
| 22429  | 2706  | Thread Controller Spring for 22428,<br>obsolete.....  | 05    |
| Nos. 22430 TO 22432 FOR 24-24, 24-30, 24-50<br>AND 24-51 MACHINES. |       |   |       |
| 22430  | 2706  | Thread Eyelet (top of arm).....   | 10    |
| 22431  | 2706  | " " Friction Washer.....  | 01    |
| 22432  | 2706  | " Guide Pin (top of arm).....   | 02    |
| Nos. 22433 TO 22436 FOR 22437.                                     |       |   |       |
| 22433  | 2708  | Thread Nipper Adjusting Stud.....   | 25    |
| 22434  | 2708  | " " " Washer<br>(leather) lower.....  | 01    |
| 22435  | 2708  | Thread Nipper Adjusting Stud Washer<br>(leather) upper.....   | 02    |
| 22436  | 2708  | Thread Nipper Adjusting Stud Washer<br>(steel).....   | 01    |
| 22437  | —     | Thread Nipper Adjusting Stud 22433<br>with 22434 to 22436, for 24-24, 24-30,<br>24-50 and 24-51 Machines..... | 30    |
| 22438  | 2708  | Thread Nipper Body with two 22447,<br>for 24-24 and 24-30 Machines, obsolete                                  | 75    |
| 22439  | 2708  | Thread Nipper Cap for 34293.....  | 50    |
| 22440  | 2708  | " " " Washer (cloth) for<br>34293.....  | 01    |
| 22441  | 2708  | Thread Nipper Cap Washer (steel) for<br>24-24 and 24-30 Machines, obsolete..                                  | 03    |
| 22442  | 2708  | Thread Nipper Disc (grooved) for 24-24<br>and 24-30 Machines, obsolete.....                                   | 10    |
| 22443  | 2708  | Thread Nipper Locking Washer for<br>34293.....  | 10    |
| 22444  | 2708  | Thread Nipper Locking Washer Cap<br>(leather) for 34293.....  | 01    |

## NUMERICAL LIST OF PARTS

| NO.  | PLATE | NAME   | EACH  |
|--|-------|--|-------|
| 22445  | 2708  | Thread Nipper Ring (lower) for 24-24<br>and 24-30 Machines, obsolete.....  | \$ 10 |
| 22446  | 2708  | Thread Nipper Ring (upper) for 24-24<br>and 24-30 Machines, obsolete.....  | 10    |
| 22447  | 2708  | Thread Nipper Ring Position Pin for<br>22438 and 34212.....  | 01    |
| 22448  | 2708  | Thread Nipper Ring Washer (cloth) for<br>24-24 and 24-30 Machines, obsolete..  | 02    |
| 22449  | 2708  | Thread Nipper Rod for 24-24, 24-30,<br>24-50 and 24-51 Machines.....   | 1 00  |
| 22450  | 2708  | Thread Nipper Spring with 22452 and<br>22453, for 34293.....   | 20    |
| 22451  | 2708  | Thread Nipper Spring Washer (leather)<br>for 34293.....  | 01    |
| 22452  | 2708  | Thread Nipper Spring Washer (flanged)<br>lower, for 22450.....   | 05    |
| 22453  | 2708  | Thread Nipper Spring Washer (flanged)<br>upper, for 22450.....   | 05    |
| 22454  | 2707  | Thread Pull-off Eyelet (double) for<br>24-24, 24-30, 24-50 and 24-51<br>Machines.....  | 15    |
| 22455  | 2707  | Thread Pull-off Pin for 22407.....   | 05    |
| Nos. 22456 TO 22458 FOR 24-24 AND 24-30<br>MACHINES, OBSOLETE. |       |  |       |
| 22456  | 2706  | Thread Take-up.....  | 10    |
| 22457  | 2707  | " " Spring.....  | 05    |
| 22458  | 2707  | " " " Stop.....  | 02    |
| 22459  | 2705  | Throat Plate for 22415.....  | 30    |
| 25007  | 2723  | Band Wheel, 12 1/2 in. diam., with 2117<br>and 25010, for 25203, obsolete.....   | 1 50  |
| 25010  | 2723  | Band Wheel Crank for 25007, obsolete.  | 15    |
| 25025  | —     | Belt, size 3/2 in., length 53 in., with<br>25028, for 25203 and 25268.....   | 20    |
| 25028  | 2718  | Belt Hook for 25025, 25313 and 28008..   | 01    |
| 25036  | 2723  | Brace with three each 297C and 1507E,<br>for 25203, obsolete.....  | 1 45  |
| 25047  | 2722  | Skeleton Drawer Case Drawer Spring<br>(Trimmings for Cabinet Table and<br>Cover Set).....  | 02    |
| 25054  | 2723  | Dress Guard for 25203 and 25268.....   | 25    |
| 25055  | 2718  | Band Wheel Brake Ball (rubber) for<br>25203, 25237, 25239, 25266, 25268 and<br>Trimmings for Open-Side Drawing-<br>Room Cabinet..... | 03    |
| 25056  | 2723  | Drop Leaf Support (Trimmings for<br>Cover Set).....  | 12    |

## NUMERICAL LIST OF PARTS

| NO.   | PLATE | NAME  | EACH  |
|-------|-------|---|-------|
| 25058 | 2723  | Drop Leaf Support Bracket with three wood screws $\frac{5}{8}$ in. No. 7 (Trimnings for Cover Set).....   | \$ 10 |
| 25063 | 2723  | Leg with two each 25068 and 25069, for 25203, obsolete.....   | 1 80  |
| 25068 | 2722  | Leg Roller for 25063, 25126, 25386 and 25444.....   | 05    |
| 25069 | 2722  | Leg Roller Pin for 25063, 25126, 25386 and 25444.....   | 01    |
| 25070 | 2720  | Base Cushion Tack, rubber (Trimnings for Base and Portable Case).....   | 01    |
| 25070 | 2720  | Table Cushion Tack, rubber (Trimnings for Cabinet Table).....   | 01    |
| 25074 | 2723  | Pitman (adjustable) complete with two each 558E, 1570E, 25075 and 25123, for 25203, obsolete.....   | 25    |
| 25075 | 2710  | Pitman Adjusting Screw Washer for 25074 and 25112, obsolete.....  | 01    |
| 25076 | 2722  | Skeleton Drawer Case Support (Trimnings for Cabinet Table and Cover Set).....   | 03    |
| 25084 | 2723  | Treadle for 25203, obsolete.....  | 55    |
| 25086 | 2723  | Wrench for 1507, 1510, 1515 and 1670..  | 10    |
| 25112 | 2724  | Pitman (adjustable) complete with two each 558E, 1570E, 25075 and 25123, for 25237, obsolete.....   | 25    |
| 25123 | —     | Pitman Adjusting Block for 25074 and 25112, obsolete.....   | 02    |
| 25126 | 2724  | Leg with two each 25068 and 25069, for 25237, obsolete.....   | 1 80  |
| 25152 | 2718  | Table Cushion (felt) for machine platform flap (Trimnings for Cabinet Table and Open-Side Drawing-Room Cabinet).....  | 01    |
| 25184 | 2725  | Brace (sectional) complete for 25203, Nos. 25185, 25186 and three 507E, obsolete.....   | 1 60  |
| 25185 | 2725  | Brace Section (right) with two each 297C and 1507E, for 25184, obsolete.....  | 1 05  |
| 25186 | 2725  | Brace Section (left) with 297C and 1507E, for 25184, obsolete.....  | 55    |
| 25200 | 2724  | Wrench for 972.....   | 10    |
| 25203 | —     | Stand (iron work) rocking treadle, cover set, complete, Nos. 504E, 7958, 11742, 25007, 25036, 25054, 25055, 25074, 25084, 25086, two 25063 and four 506E, obsolete..... | —     |

## NUMERICAL LIST OF PARTS

| NO.   | PLATE | NAME   | EACH    |
|-------|-------|--|---------|
| 25237 | —     | Stand (iron work) rocking treadle, cabinet table, complete, Nos. 748E, 1059E, 2049, 7958, 11742, 25055, 25086, 25112, 25200, 25311, 25312, 25314 to 25321, 25324, 25325, two 25126 and four 506E, obsolete.....  | \$ —    |
| 25239 | —     | Stand (iron work) rocking treadle, ball bearing, cabinet table, complete, Nos. 504E, 2049, 25055, 25086, 25200, 25314 to 25318, 25324, 25398, 25400, 25401, 25495, 25497, two 25444 and five 748E, obsolete..... | —       |
| 25266 | —     | Stand (iron work) rocking treadle, ball bearing pitman, cabinet table, complete, Nos. 504E, 2049, 25055, 25086, 25200, 25314 to 25318, 25324, 25400, 25495, 25497, 46530, 46531, two 25444 and five 748E.....    | —       |
| 25268 | —     | Stand (iron work) rocking treadle, ball bearing pitman, cover set, complete, Nos. 504E, 25054, 25055, 25086, 25200, 25385, 46518, 46534, 46535, two 25386 and four 748E.....                                     | —       |
| 25303 | 2719  | Band Wheel Crank Ball, size $\frac{1}{4}$ in., for 25354 and 25389, obsolete.....  | per 100 |
| 25306 | 2719  | Band Wheel Crank Ball Safety Washer for 25354 and 25389, obsolete.....   | 01      |
| 25311 | 2724  | Band Wheel, 12 $\frac{1}{2}$ in. diam., with 972C, 25322 and two 9374, for 25237, obsolete.....  | 1 00    |
| 25312 | 2724  | Band Wheel Crank for 25237, obsolete..   | 20      |
| 25313 | —     | Belt, size $\frac{5}{8}$ in., length 59 $\frac{1}{2}$ in., with 25028, for 25237, 25239, 25266 and Trimnings for Open-Side Drawing-Room Cabinet.....   | 20      |
| 25314 | 2722  | Belt Shifter for 25237, 25239 and 25266.   | 15      |
| 25315 | 2722  | Belt Shifter Handle with 1149c, for 25237, 25239, 25266 and Trimnings for Open-Side Drawing-Room Cabinet.....  | 15      |
| 25316 | 2722  | Belt Shifter Shaft for 25237, 25239, 25266 and Trimnings for Open-Side Drawing-Room Cabinet.....   | 10      |
| 25317 | 2722  | Belt Shifter Shaft Bracket and Belt Guide for 25237, 25239 and 25266...  | 15      |
| 25318 | 2722  | Belt Shifter Spring for 25237, 25239, 25266 and Trimnings for Open-Side Drawing-Room Cabinet.....  | 10      |

## NUMERICAL LIST OF PARTS

| NO.    | PLATE | NAME  | EACH   |
|--------|-------|---|--------|
| 25319  | 2724  | Brace with three each 297C and 1507E, for 25237, obsolete.....  | \$1 45 |
| 25320  | 2724  | Dress Guard for 25237 and 25239, obsolete.....  | 30     |
| 25321  | 2724  | Treadle for 25237, obsolete.....  | 55     |
| 25322  | 2718  | Band Wheel Belt Switch Plate for 25311 and 25396, obsolete.....   | 10     |
| 25324  | 2718  | Belt Shifter Spring Adjusting Collar with 178F, for 25237, 25239, 25266 and Trimmings for Open-Side Drawing-Room Cabinet..... | 10     |
| 25325  | 2722  | Belt Guard for 25237 and 25239, obsolete  | 15     |
| 25353  | 2719  | Band Wheel Crank Ball Case for 25354, obsolete.....   | 15     |
| 25354  | —     | Band Wheel Crank Ball Case complete for 25398, Nos. 25306, 25353 and six 25303, obsolete.....                                 | 25     |
| 25359  | 2722  | Pitman Rod with 25360, for 25401, obsolete.....   | 15     |
| *25360 | —     | Pitman Rod Ball for 25359, 28267, 46510 and 46517.....  | 10     |
| 25361  | 3826  | Pitman Rod Ball Screw Bearing for 25401, 28271, 46530 and 46535.....  | 10     |
| 25362  | 2719  | Pitman Ball, size $\frac{3}{16}$ in., for 25401, 28271, 46530 and 46535..... per 100  | 80     |
| 25363  | 2719  | Pitman Ball Case with 457C, for 25401, obsolete.....  | 35     |
| 25364  | 2719  | Pitman Ball Case Cover for 25401, obsolete.....   | 15     |
| 25371  | 3826  | Pitman Rod Ball Bushing for 25401, 28271, 46530 and 46535.....  | 15     |
| 25385  | 4271  | Brace with three each 297C and 1507E, for 25268.....  | 1 45   |
| 25386  | 4271  | Leg with two each 25068 and 25069, for 25268.....   | 1 80   |
| 25388  | 2719  | Band Wheel Crank Screw Bearing Ball Case for 25389, obsolete.....   | 25     |
| 25389  | —     | Band Wheel Crank Screw Bearing Ball Case complete for 25398, Nos. 25306, 25388 and six 25303, obsolete.....                   | 35     |
| 25396  | 2725  | Band Wheel, 12 $\frac{1}{2}$ in. diam., with 972C, 25322 and two 9374, for 25239, obsolete.....                               | 1 00   |
| 25397  | 2725  | Band Wheel Crank for 25401, obsolete.   | 25     |
| 25398  | 2725  | Brace with 25354, 25389 and two each 129E, 297C and 1507E, for 25239, obsolete.....   | 2 25   |

## NUMERICAL LIST OF PARTS

| NO.    | PLATE | NAME  | EACH |
|--------|-------|---|------|
| 25400  | 2725  | Treadle for 25239, 25266 and Trimmings for Open-Side Drawing-Room Cabinet. \$   | 60   |
| 25401  | —     | Band Wheel Crank and Pitman complete for 25239, Nos. 1670E, 25359, 25361, 25363, 25364, 25371, 25397, 27795 and eleven 25362, obsolete.....   | 1 45 |
| 25444  | 2725  | Leg with two each 25068 and 25069, for 25239 and 25266.....   | 1 80 |
| 25495  | 2725  | Band Wheel, 12 $\frac{1}{2}$ in. diam., with 972C, 25496 and two 9374, for 25239, 25266 and Trimmings for Open-Side Drawing-Room Cabinet..... | 1 00 |
| 25496  | 2718  | Band Wheel Belt Switch Plate for 25495.   | 10   |
| 25497  | 2724  | Dress Guard with 25498 and two 17822, for 25239, 25266 and Trimmings for Open-Side Drawing-Room Cabinet..                                     | 50   |
| 25498  | 2722  | Dress Guard Belt Retainer for 25497... Nos. 25503 TO 25505 FOR 26969 AND 35867.   | 10   |
| 25503  | 945   | Hemmer, $\frac{3}{32}$ in. hem.....   | 80   |
| 25504  | 945   | " (wide hem).....   | 80   |
| 25505  | 945   | Quilter.....  | 05   |
| 25525  | 1006  | Bias Gauge for 26969 and 35867.....   | 10   |
| 25537  | 1006  | Screw Driver for 26969 and 35867.....   | 10   |
| 25539  | 1006  | Stiletto for 26969 and 35867.....   | 05   |
| 25617  | 1006  | Hemmer, $\frac{1}{8}$ in. hem, for 26969 and 35867.....   | 80   |
| 25618B | 1006  | Cloth Guide for 26969 and 35867.....  | 15   |
| 25950  | 2712  | Hemstitcher for 24-1, 24-2 and 24-20 Machines, obsolete.....  | 1 25 |
| 26090  | 1005  | Tucker Rocking Bar for 26516.....   | 10   |
| 26092  | 2707  | " Tuck Smoothing Spring Rivet for 26516..... per 100  | 15   |
| 26095  | 1005  | Tucker Tuck Marking Plate for 26516..   | 10   |
| 26097  | 1005  | " " Marker Guide Rod for 26516.....   | 05   |
| 26098  | 1005  | Tucker Tuck Smoothing Spring for 26516.....   | 05   |
| 26185  | 1006  | Rack for Nos. 25503 to 25505, 25617 and 26774, for 26968, obsolete.....   | 02   |
| 26193  | 1006  | Box Spring Catch Hook for 26968, obsolete.....  | 02   |
| 26194  | 1006  | Box Spring Catch for 26968, obsolete...   | 03   |
| 26289  | 1005  | Tucker Driving Lever for 26516.....   | 03   |
| 26291  | 1005  | " Position Plate for 26516.....   | 10   |
| 26294  | 1005  | " Tuck Guide for 26516.....   | 10   |
| 26295  | 1005  | " " Marker Guide Clamp for 26516.....   | 05   |

## NUMERICAL LIST OF PARTS

| NO.   | PLATE | NAME  | EACH           |
|-------|-------|---|----------------|
| 26302 | 2707  | Box Spring Catch Hook Rivet for 26968, obsolete.....  | per 100. \$ 25 |
| 26302 | 2707  | Box Spring Catch Rivet for 26968, obsolete.....   | per 100 25     |
| 26304 | 1006  | Rack for Nos. 26516 and 28863, for 26968, obsolete.....   | 02             |
| 26318 | 1006  | Rack for Nos. 287B, 25525, 25537, 25539 and 25618B, for 26968, obsolete.....  | 08             |
| 26324 | 1006  | Rack for No. 1534, for 26968, obsolete..  | 03             |
| 26363 | 2712  | Presser Foot, for braiding, for 24-1 and 24-2 Machines, obsolete.....   | 75             |
| 26458 | 2707  | Tucker Tuck Marking Plate Spur for 26516.....   | 01             |
| 26459 | 2711  | Ruffler Ruffling Blade Rivet (furnished for repairs) for 26774.....   | per 100 15     |
| 26459 | 2711  | Ruffler Separating Blade Rivet (furnished for repairs) for 26774.....   | per 100 15     |
| 26459 | 2711  | Ruffler Spring Presser Rivet (furnished for repairs) for 26774.....   | per 100 15     |
| 26459 | 2711  | Tucker Tuck Marking Plate Spur Rivet (furnished for repairs) for 26516, per 100.....  | 15             |
| 26514 | 1005  | Tucker Rocking Bar Lifting Spring for 26516.....  | 02             |
| 26515 | 1005  | Tucker Frame for 26516.....   | 12             |
| 26516 | 1005  | Tucker complete for 26969 and 35867, Nos. 233B, 561B, 658B, 911B, 26090, 26092, 26095, 26097, 26098, 26289, 26291, 26294, 26295, 26458, 26514, 26515 and 26555..... | 75             |
| 26522 | 2711  | Ruffler Driving Lever Hinge Stud for 26774.....   | 03             |
| 26555 | 2710  | Tucker Rocking Bar Protector for 26516 Nos. 26765 to 26773 FOR 26774.   | 02             |
| 26765 | 2711  | Ruffler Driving Lever.....  | 10             |
| 26766 | 2711  | " Frame.....  | 25             |
| 26767 | 2711  | " Ruffling Blade.....   | 03             |
| 26768 | 2711  | " " " Holder.....   | 10             |
| 26769 | 2711  | " " " Lever with 620r.....  | 10             |
| 26770 | 2711  | " " " Hinge Stud.....   | 01             |
| 26771 | 2711  | " Separating Blade.....   | 02             |
| 26772 | 2711  | " " Bracket.....  | 10             |
| 26773 | 2711  | " Spring Presser.....   | 10             |
| 26774 | 2711  | Ruffler complete for 26969 and 35867, Nos. 812B, 911B, 26522 and 26765 to 26773.....  | 85             |

## NUMERICAL LIST OF PARTS

| NO.   | PLATE | NAME  | EACH   |
|-------|-------|---|--------|
| 26968 | —     | Box with Racks for 26969, Nos. 26193, 26194, 26318, 26324, two 26302, three 26304, five 26185 and ten wood screws, obsolete.....  | \$1 00 |
| 26969 | 1006  | Attachment Set complete, in folding box, for 24-1, 24-2, 24-20, 24-24 and 24-30 Machines, Nos. 287B, 1534B, 25503 to 25505, 25525, 25537, 25539, 25617, 25618B, 26516, 26774, 26968, 28863 and six needles, obsolete..... | 5 00   |
| 27795 | 2719  | Pitman Ball Case Cover Set Screw Washer for 25401, obsolete... per 100  | 25     |
| 28004 | 714   | Band Wheel, 10 in. diam., with 2117 and 28006 (Trimnings for Drawing-Room Cabinet) obsolete.....  | 1 25   |
| 28005 | 714   | Band Wheel Bracket with 302c and 1507B (Trimnings for Drawing-Room Cabinet) obsolete.....   | 60     |
| 28006 | 714   | Band Wheel Crank for 28004, obsolete.   | 15     |
| 28008 | —     | Belt, size $\frac{3}{8}$ in., length 57 inches, with 25028 (Trimnings for Drawing-Room Cabinet) obsolete.....   | 20     |
| 28010 | 714   | Belt Guide (Trimnings for Drawing-Room Cabinet) obsolete.....   | 30     |
| 28012 | 713   | Belt Guide Screw Eye (Trimnings for Drawing-Room Cabinet) obsolete....  | 01     |
| 28013 | 713   | Belt Hole Bushing (round) brass (Trimnings for Cabinet Table, Cover Set, Drawing-Room Cabinet and Open-Side Drawing-Room Cabinet).....  | 04     |
| 28014 | —     | Belt Hole Bushing (round) nickeled (Trimnings for Cabinet Table, Cover Set, Drawing-Room Cabinet and Open-Side Drawing-Room Cabinet).. Nos. 28016 to 28018 FOR 28019.   | 04     |
| 28016 | 712   | Cabinet Case Roller (iron).....   | 04     |
| 28017 | 712   | " " " Frame.....  | 10     |
| 28018 | 2710  | " " " Pin.....  | 01     |
| 28019 | 712   | Cabinet Case Roller complete, Nos. 28016 to 28018 (Trimnings for Drawing-Room Cabinet and Open-Side Drawing-Room Cabinet).....  | 15     |
| 28020 | 714   | Drawer Lock Bolt (Trimnings for Drawing-Room Cabinet) obsolete.....   | 40     |
| 28021 | 712   | Drawer Lock Bolt Cam and Plate (Trimnings for Drawing-Room Cabinet) obsolete.....   | 35     |

## NUMERICAL LIST OF PARTS

| NO.  | PLATE | NAME   | EACH  |
|--|-------|--|-------|
| Nos. 28024 TO 28026, TRIMMINGS FOR DRAWING-ROOM CABINET, OBSOLETE. |       |  |       |
| 28024  | 712   | Hinge, 1 in. x 1½ in. (brass) for all doors except lower front.  | \$ 03 |
| 28025  | —     | Hinge, 1 in. x 1½ in. (nickeled) for all doors except lower front.   | 05    |
| 28026  | 712   | Hinge, ½ in. x 2 in. (brass) for lower front doors.  | 03    |
| 28027  | 712   | Hinge (brass) round ends, for top leaf (Trimmings for Cabinet Table, Drawing-Room Cabinet and Open Side Drawing-Room Cabinet). | 15    |
| 28028  | —     | Hinge (nickeled) round ends, for top leaf (Trimmings for Drawing-Room Cabinet) obsolete.                                       | 15    |
| 28029  | 712   | Latch for 28037 and 28038, obsolete.   | 08    |
| 28030  | 712   | " Button (brass) for 28037, obsolete   | 15    |
| 28031  | —     | " " (nickeled) for 28038, obsolete.  | 15    |
| Nos. 28032 TO 28034 FOR 28037 AND 28038, OBSOLETE.                 |       |  |       |
| 28032  | 2710  | Latch Button Hinge Pin.  | 01    |
| 28033  | 712   | " Frame.   | 15    |
| 28034  | 2710  | " Hinge Pin.   | 01    |
| Nos. 28037 TO 28056, TRIMMINGS FOR DRAWING-ROOM CABINET, OBSOLETE. |       |  |       |
| 28037  | 712   | Latch (brass) complete, Nos. 5604, 28029, 28030, 28032 to 28034 and 28200.   | 40    |
| 28038  | —     | Latch (nickeled) complete, Nos. 5604, 28029, 28031 to 28034 and 28200.   | 40    |
| 28039  | 714   | Pitman with three wood screws. ⅞ in. No. 5 R. H. B.  | 10    |
| 28040  | 714   | Rocking Frame (grained) with 434C, 28048 and two each 28043 and 28045.   | 1 25  |
| 28041  | —     | Rocking Frame (japanned) with 434C, 28048 and two each 28043 and 28045   | 1 25  |
| 28042  | 714   | Rocking Frame Bracket.   | 15    |
| 28043  | 714   | " " Connecting Link for 28040 and 28041.   | 04    |
| 28044  | 712   | Rocking Frame Connecting Link Bracket.   | 04    |
| 28045  | 713   | Rocking Frame Connecting Link Hinge Stud for 28040 and 28041.  | 04    |

## NUMERICAL LIST OF PARTS

| NO.   | PLATE | NAME   | EACH  |
|---|-------|--|-------|
| 28046   | 714   | Rocking Frame Hinge Plate.   | \$ 10 |
| 28047   | 714   | " " Spring.  | 75    |
| 28048   | 714   | " " " Adjusting Block for 28040 and 28041.   | 25    |
| 28049   | 2710  | Rocking Frame Spring Adjusting Block Pin.  | 02    |
| 28050   | 713   | Spring Catch, for long front door.   | 02    |
| 28051   | 713   | " " " end, upper and lower doors.  | 04    |
| 28052   | 713   | Spring Catch Cup for 28051.  | 04    |
| 28053   | 714   | Treadle.   | 1 20  |
| 28054   | 713   | " Centre for 28055.  | 05    |
| 28055   | 714   | " " Bracket with 28054.  | 15    |
| 28056   | 714   | " Screw Centre Bracket with 296c and 1507E.  | 30    |
| Nos. 28069 TO 28073, TRIMMINGS FOR COVER SET. |       |  |       |
| 28069   | 713   | Cover Hook (brass).  | 02    |
| 28070   | —     | " " (nickeled).  | 02    |
| 28071   | 713   | " " Cup Catch (brass).   | 04    |
| 28072   | —     | " " " (nickeled).  | 04    |
| 28073   | 712   | " Lock (rim).  | 15    |
| 28076   | 713   | " " Escutcheon, brass (Trim- mings for Cover Set).                                 | 02    |
| 28076   | 713   | Drawer Lock Escutcheon, brass (Trim- mings for Drawing-Room Cabinet) obsolete.     | 02    |
| 28076   | 713   | Partition Lock Escutcheon, brass (Trim- mings for Cabinet Table and Cover Set).    | 02    |
| 28077   | —     | Cover Lock Escutcheon, nickeled (Trim- mings for Cover Set).                       | 02    |
| 28077   | —     | Drawer Lock Escutcheon, nickeled (Trim- mings for Drawing-Room Cabinet) obsolete.  | 02    |
| 28077   | —     | Partition Lock Escutcheon, nickeled (Trim- mings for Cabinet Table and Cover Set). | 02    |
| 28078   | 712   | Partition Lock Key (Trim- mings for Cabinet Table) obsolete, use 28233.            | 05    |
| 28079   | 712   | Drop Leaf Hinge (Trim- mings for Cover Set).                                       | 03    |
| 28086   | 2721  | Cover Hook, nickeled (Trim- mings for Portable Case).                              | 05    |
| 28087   | 2721  | Cover Hook Plate, nickeled (Trim- mings for Portable Case).                        | 05    |
| 28088   | 2720  | Handle (wood) for 28092 and 28232.   | 05    |



## NUMERICAL LIST OF PARTS

| NO.                                      | PLATE | NAME   | EACH  |
|--|-------|--|-------|
| Nos. 28089 to 28091 FOR 28092, OBSOLETE. |       |  |       |
| 28089                                    | 2720  | Handle Hinge Rivet.....  | \$ 01 |
| 28090                                    | 2720  | " Link.....  | 08    |
| 28091                                    | 2720  | " Stud.....  | 06    |
| 28092                                    | —     | Handle complete, Nos. 28088, 28091 and two each 638B, 1523E, 28089 and 28090 (Trimnings for Portable Case) obsolete.....               | 50    |
| 28093                                    | 2721  | Hasp for 28095.....  | 08    |
| 28094                                    | 2721  | " Hinge Rivet for 28095.....   | 01    |
| 28095                                    | —     | Hasp complete, Nos. 639B, 1578E, 28093 and 28094 (Trimnings for Portable Case).....  | 15    |
| Nos. 28096 to 28100 FOR 28101.           |       |  |       |
| 28096                                    | 2721  | Hasp Button.....   | 08    |
| 28097                                    | 2721  | " " Plate.....   | 08    |
| 28098                                    | 2721  | " " Spring (two pieces).....   | 01    |
| 28099                                    | 2721  | " " Stop.....  | 01    |
| 28100                                    | 2721  | " " Latch.....   | 08    |
| 28101                                    | —     | Hasp Button complete, Nos. 28096 to 28100 and two nickel-plated wood screws $\frac{3}{4}$ in. No. 4 (Trimnings for Portable Case)..... | 25    |
| 28121                                    | 712   | Hinge, $1\frac{1}{2}$ in. x $1\frac{3}{4}$ in. (brass) for front lid (Trimnings for Cabinet Table) obsolete.....                       | 10    |
| 28125                                    | 712   | Shield Supporting Bracket (Trimnings for Cabinet Table).....   | 05    |
| 28126                                    | 2718  | Belt Hole Bushing (oval, brass) $\frac{5}{8}$ in. x 1 in. (Trimnings for Open-Side Drawing-Room Cabinet).....                          | 05    |
| 28127                                    | 712   | Bail Pull, gilt (Trimnings for Cover Set).....   | 30    |
| 28128                                    | 712   | Bail Pull, gilt (Trimnings for Cabinet Table).....   | 30    |
| 28128                                    | 712   | Bail Pull (gilt) long (Trimnings for Drawing-Room Cabinet) obsolete....  | 30    |
| 28129                                    | —     | Bail Pull (gilt) short (Trimnings for Drawing-Room Cabinet) obsolete....   | 30    |
| 28130                                    | 713   | Cover Lock Cup Catch, brass (Trimnings for Cover Set).....   | 05    |
| 28167                                    | 2722  | Machine Cushion, felt (Trimnings for Cabinet Table, Drawing-Room Cabinet and Open-Side Drawing-Room Cabinet).....                      | 05    |

## NUMERICAL LIST OF PARTS

| NO.                            | PLATE | NAME  | EACH  |
|--------------------------------|-------|---|-------|
| 28182                          | 2720  | Button with wood screw $\frac{3}{8}$ in. No. 4 for lid of box for Accessories (Trimnings for Portable Case).....  | \$ 05 |
| 28183                          | 2720  | Hinge, $\frac{3}{4}$ in. x $\frac{3}{4}$ in., for lid of box for Accessories (Trimnings for Portable Case).....   | 03    |
| 28186                          | 2718  | Index Plate with two nickel-plated wood screws $\frac{1}{2}$ in. No. 2 (Trimnings for Base, Cabinet Table, Cover Set, Drawing-Room Cabinet, Open-Side Drawing-Room Cabinet and Portable Case).....        | 10    |
| 28187                          | —     | Table Hinge Connection (nickeled) for 28188, obsolete.....  | 30    |
| 28188                          | —     | Table Hinge (nickeled) complete, Nos. 2809, 2810, 28187, three wood screws $\frac{3}{4}$ in. No. 7 and two nickel-plated wood screws $\frac{3}{4}$ in. No. 10 (Trimnings for Cabinet Table) obsolete..... | 50    |
| 28195                          | 2722  | Centre Front Supporting Bracket (Trimnings for Cabinet Table).....  | 05    |
| 28200                          | 2710  | Latch Spring for 28037 and 28038, obsolete.....   | 05    |
| 28212                          | 713   | Partition Lock (revolving bolt) double (Trimnings for Cabinet Table and Cover Set).....   | 05    |
| 28213                          | 713   | Partition Lock (revolving bolt) single (Trimnings for Cabinet Table and Cover Set).....   | 05    |
| 28221                          | 4267  | Knob (oxidized) for 28228.....  | 15    |
| 28223                          | —     | Knob (oxidized) complete, Nos. 1272E and 28221 (Trimnings for Cabinet Table).....   | 20    |
| 28227                          | —     | Knob (brass) for 28228.....   | 15    |
| 28228                          | —     | Knob (brass) complete, Nos. 1272E and 28227 (Trimnings for Cabinet Table).....  | 20    |
| Nos. 28229 to 28231 FOR 28232. |       |   |       |
| 28229                          | 4267  | Handle Hinge Rivet.....   | 01    |
| 28230                          | 4267  | " Link.....   | 08    |
| 28231                          | 4267  | " Stud.....   | 06    |
| 28232                          | —     | Handle complete, Nos. 28088, 28231 and two each 1344B, 1523E, 28229 and 28230 (Trimnings for Portable Case).....  | 50    |
| 28233                          | 2720  | Cover Lock Key, steel (Trimnings for Cover Set).....  | 05    |
| 28233                          | 712   | Drawer Lock Key, steel (Trimnings for Drawing-Room Cabinet) obsolete....  | 05    |

## NUMERICAL LIST OF PARTS

| NO.  | PLATE | NAME  | EACH  |
|--|-------|---|-------|
| 28233  | 2720  | Hasp Key, steel (Trimnings for Portable Case).....  | \$ 05 |
| 28233  | 712   | Partition Lock Key, steel (Trimnings for Cabinet Table and Cover Set)....   | 05    |
| Nos. 28234 TO 28236, TRIMMINGS FOR CABINET TABLE AND OPEN-SIDE DRAWING-ROOM CABINET. |       |   |       |
| 28234  | —     | Hinge (oxidized) round ends, for top leaf.....  | 15    |
| 28235  | 4269  | Hinge (oxidized) round ends, for table platform flap.....   | 10    |
| 28236  | —     | Hinge (brass) round ends, for table platform flap.....  | 10    |
| 28237  | 2718  | Table Hinge Connection (oxidized) for 28238.....  | 30    |
| 28238  | —     | Table Hinge (oxidized) complete, Nos. 2809, 15252, 28237, three wood screws $\frac{3}{4}$ in. No. 7 and two oxidized wood screws $\frac{3}{4}$ in. No. 10 (Trimnings for Cabinet Table and Open-Side Drawing-Room Cabinet)..... | 50    |
| 28239  | —     | Table Hinge Connection (brass) for 28240.....   | 30    |
| 28240  | —     | Table Hinge (brass) complete, Nos. 2809, 15255, 28239, three wood screws $\frac{3}{4}$ in. No. 7 and two brass wood screws $\frac{3}{4}$ in. No. 10 (Trimnings for Cabinet Table and Open-Side Drawing-Room Cabinet).....       | 50    |
| 28250  | —     | Belt Hole Bushing (oval, oxidized) $\frac{5}{8}$ in. x 1 in. (Trimnings for Open-Side Drawing-Room Cabinet).....  | 05    |
| 28251  | 4269  | Machine Cushion (cloth) for 24-30 and 24-51 Machines (Trimnings for Base and Portable Case).....  | 05    |
| 28254  | —     | Belt Hole Bushing (round) oxidized (Trimnings for Cabinet Table, Cover Set, Drawing-Room Cabinet and Open-Side Drawing-Room Cabinet).....   | 04    |
| 28267  | 4268  | Pitman Rod with 25360, for 28271.....   | 15    |
| 28268  | 4270  | Treadle Centre for 28269.....   | 05    |
| 28269  | 4269  | " " Bracket with 28268 (Trimnings for Open-Side Drawing-Room Cabinet).....  | 15    |
| 28270  | 4271  | Band Wheel Crank for 28271, 46530 and 46535.....  | 15    |

## NUMERICAL LIST OF PARTS

| NO.  | PLATE | NAME   | EACH   |
|--|-------|--|--------|
| Nos. 28271 TO 28274, TRIMMINGS FOR OPEN-SIDE DRAWING-ROOM CABINET. |       |  |        |
| 28271  | —     | Band Wheel Crank and Pitman (ball bearing) complete, Nos. 1520E, 1670E, 25361, 25371, 28267, 28270, 46506 to 46509 and eleven 25362..... | \$1 45 |
| 28272  | 4268  | Band Wheel Crank Frame with two each 297c and 1507E.....   | 1 50   |
| 28273  | 4268  | Band Wheel Crank Frame Bracket.....  | 40     |
| 28274  | 4269  | Belt Shifter with 1441c.....   | 15     |
| 28276  | 4269  | " " Shaft Bracket and Belt Guide (Trimnings for Open-Side Drawing-Room Cabinet).....   | 25     |
| Nos. 28278 TO 28290, TRIMMINGS FOR OPEN-SIDE DRAWING-ROOM CABINET. |       |  |        |
| 28278  | —     | Door Drawer Lock Plate (brass).....  | 05     |
| 28279  | 4270  | " " " " (oxidized).....  | 05     |
| 28280  | —     | " " " " Hub Key (brass).....   | 15     |
| 28281  | 4270  | Door Drawer Lock Plate Hub Key (oxidized).....   | 15     |
| 28282  | —     | Door Hinge (brass).....  | 20     |
| 28288  | 4270  | " " (oxidized).....  | 20     |
| 28284  | —     | Lock (brass) with four round head brass wood screws $\frac{3}{4}$ in. No. 4.....   | 15     |
| 28285  | 4270  | Door Lock (oxidized) with four round head oxidized wood screws $\frac{3}{4}$ in. No. 4.....  | 15     |
| 28286  | —     | Door Lock Key (brass).....   | 05     |
| 28287  | 4270  | " " " (oxidized).....  | 05     |
| 28288  | —     | " " " Hole Escutcheon (brass) with two round head brass wood screws $\frac{3}{8}$ in. No. 2.....   | 05     |
| 28289  | 4270  | Door Lock Key Hole Escutcheon (oxidized) with two round head oxidized wood screws $\frac{3}{8}$ in. No. 2.....                           | 05     |
| 28290  | 4270  | Table Stop Cushion (rubber).....   | 02     |
| 28290  | 4270  | Top Leaf Support Cushion (rubber).....   | 02     |
| 28839  | 2712  | Hemstitcher for 24-24 and 24-30 Machines, obsolete, use 35024.....   | 1 25   |
| 28863  | 945   | Gatherer for 26969 and 35867.....  | 10     |
| 28926  | 2712  | Presser Foot, for braiding, for 24-24, 24-30, 24-50 and 24-51 Machines.....  | 75     |
| Nos. 34071 TO 34074 FOR 34078.                                     |       |  |        |
| 34071  | 2714  | Hand Attachment Gear with 8281 and 8282.....   | 35     |

## NUMERICAL LIST OF PARTS

| NO.  | PLATE | NAME  | EACH  |
|--|-------|---|-------|
| 34072  | 2715  | Hand Attachment Driver Pinion.....  | \$ 35 |
| 34073  | 2715  | " " Pinion (intermediate)   | 35    |
| 34074  | 2714  | " " Base with two 34075..   | 40    |
| 34075  | 2715  | " " " Position Stud<br>for 34074.....   | 05    |
| 34076  | 2714  | Hand Attachment Bracket for 34078...  | 60    |
| 34077  | 2715  | " " Driver for 34078....  | 35    |
| 34078  | —     | Hand Attachment complete for 24-30<br>and 24-51 Machines, Nos. 45D, 240D,<br>659D, 1327D, 1620D, 8280, 8436, 9566,<br>34071 to 34074, 34076, 34077 and two<br>each 399A and 690D..... | 4 00  |
| 34083  | 528   | Belt Guard for 24-24, 24-30, 24-50 and<br>24-51 Machines.....   | 25    |
| 34117  | 528   | Pulley, 1½ in. diam., for 24-24, 24-30,<br>24-50 and 24-51 Machines.....  | 75    |
| 34170  | 2710  | Needle Bar Connecting Link with two<br>1313E.....   | 25    |
| 34212  | 2707  | Thread Nipper Body with two 22447,<br>for 34293.....  | 75    |
| 34213  | 2707  | Thread Nipper Disc (grooved) for 34293  | 10    |
| Nos. 34218 TO 34226 FOR 24-50 AND 24-51<br>MACHINES. |       |   |       |
| *34218   | —     | Arm, upper and lower (solid).....   | 8 00  |
| 34219  | 4266  | Face Plate with 34243.....  | 25    |
| 34220  | 4266  | Needle Bar.....   | 50    |
| 34221  | 4266  | " " Bushing.....  | 30    |
| 34222  | 4266  | Thread Controller Eyelet for 34223.....   | 01    |
| 34223  | 4266  | " " Plate with 34224 and<br>two each 8505 and 34222.....  | 1 00  |
| 34224  | 4266  | Thread Controller Spring for 34223.....   | 10    |
| 34225  | 4266  | " Take-up with 735c.....  | 25    |
| 34226  | 4266  | " " Spring.....   | 10    |
| 34242  | 2707  | " Nipper Ring for 34293.....  | 10    |
| 34243  | 4266  | Face Plate Thread Eyelet with 8505, for<br>34219.....   | 02    |
| 34293  | —     | Thread Nipper Body complete for 24-24,<br>24-30, 24-50 and 24-51 Machines, Nos.<br>22439, 22440, 22443, 22444, 22450,<br>34212, 34213, 34242 and two 22451..                          | 1 80  |
| 35024  | 2712  | Hemstitcher for 24-24, 24-30, 24-50 and<br>24-51 Machines.....  | 50    |
| 35676  | 2722  | Oiler with Cap and 35678, for 35677.....  | 05    |
| 35677  | —     | " 35676, filled with oil (Accessories).   | 08    |
| 35678  | 2722  | " Spout, 2 in. long, for 35676.....   | 01    |
| 35866  | —     | Box with Racks for 35867.....   | 50    |

## NUMERICAL LIST OF PARTS

| NO.   | PLATE | NAME  | EACH   |
|---|-------|---|--------|
| 35867   | 945   | Attachment Set complete, in metal box,<br>for 24-50 and 24-51 Machines, Nos.<br>237B, 1534B, 25503 to 25505, 25525,<br>25537, 25539, 25617, 25618B, 26516,<br>26774, 28863, 35866 and six needles.. | \$5 00 |
| Nos. 46506 TO 46509 FOR 28271, 46530 AND 46535. |       |   |        |
| 46506   | 3826  | Pitman Ball Bearing Adjusting Screw<br>Ring.....  | 15     |
| 46507   | 3826  | Pitman Ball Bearing Adjusting Screw<br>Ring Locking Washer (brass) ..per 100  | 25     |
| 46508   | 3826  | Pitman Ball Bearing Ring.....   | 10     |
| 46509   | 3826  | " " Case.....   | 25     |
| 46510   | 4268  | " Rod with 25360, for 46530.....  | 15     |
| 46517   | 4271  | " " " " 46535.....  | 15     |
| 46518   | 4271  | Treadle for 25268.....  | 65     |
| 46530   | —     | Band Wheel Crank and Pitman (ball<br>bearing) complete for 25266, Nos.<br>1520E, 1670E, 25361, 25371, 28270,<br>46506 to 46510 and eleven 25362....   | 1 45   |
| 46531   | 4268  | Brace with three each 297C and 1507E,<br>for 25266.....   | 1 45   |
| 46534   | 4271  | Band Wheel, 12½ in. diam., with 972C,<br>for 25268.....   | 1 50   |
| 46535   | —     | Band Wheel Crank and Pitman (ball<br>bearing) complete for 25268, Nos.<br>1520E, 1670E, 25361, 25371, 28270,<br>46506 to 46509, 46517 and eleven<br>25362.....                                      | 1 45   |

PLATE 528—ONE-HALF SIZE

9504



9505



22409



22426



9506



9573



34083



9939



34117



PLATE 529—ONE-HALF SIZE






PLATE 712—ONE-HALF SIZE



From the library of: Diamond Needle Corp

PLATE 713—FULL SIZE



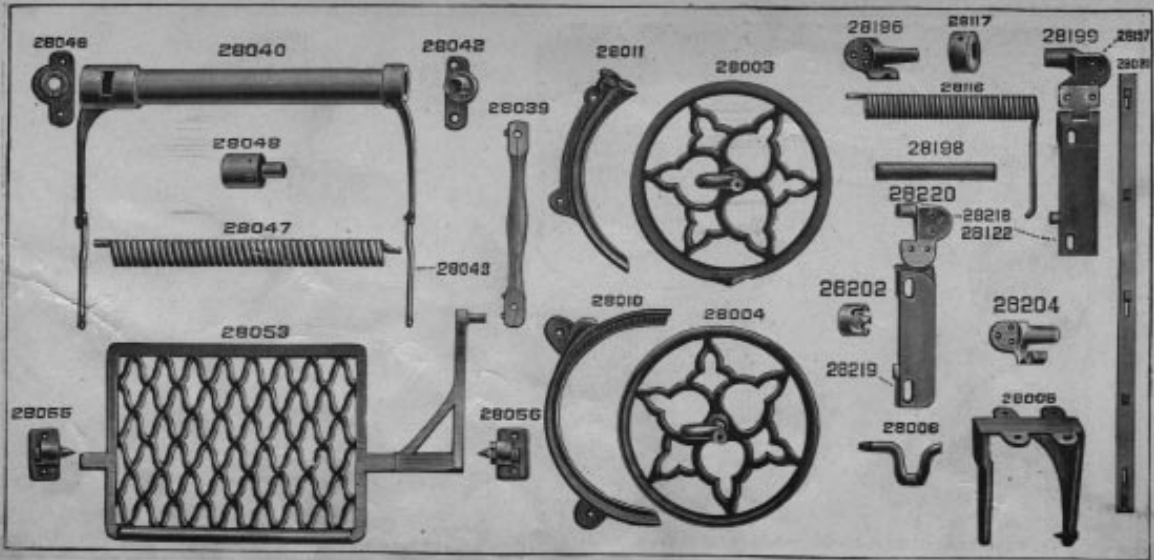



PLATE 714 ONE-EIGHTH SIZE

PLATE 945—ONE-HALF SIZE

35867





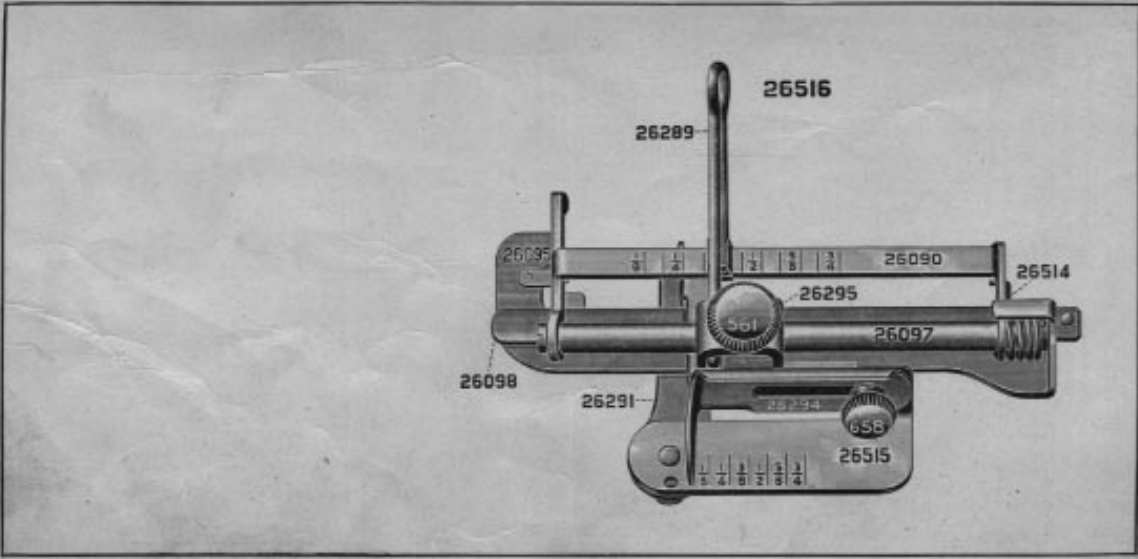
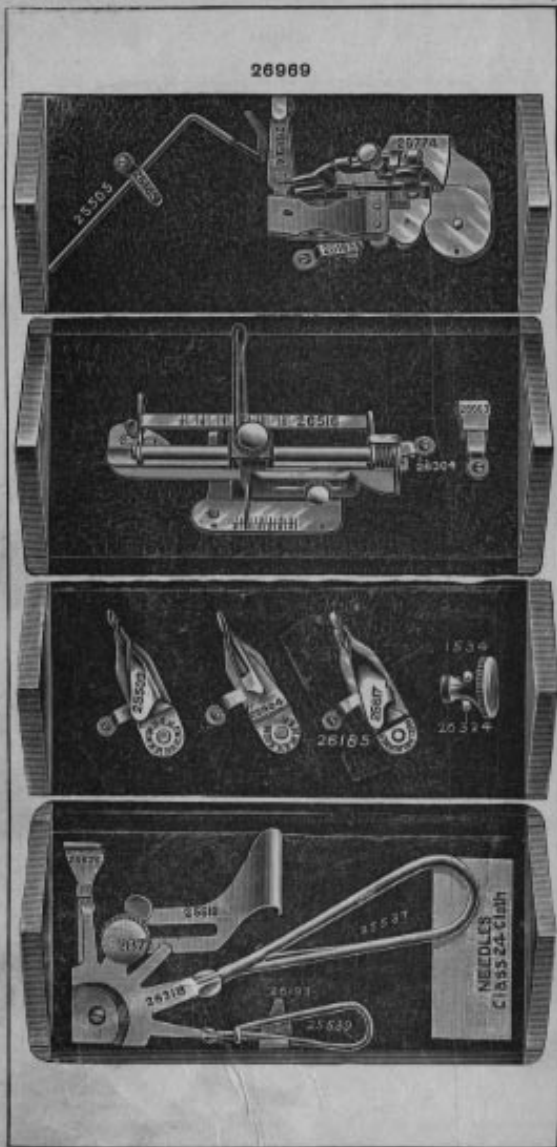


PLATE 1005—FULL SIZE

**PLATE 1006—ONE-HALF SIZE**



**PLATE 2700—ONE-HALF SIZE**




PLATE 2701—FULL SIZE




PLATE 2702—FULL SIZE




PLATE 2703—FULL SIZE

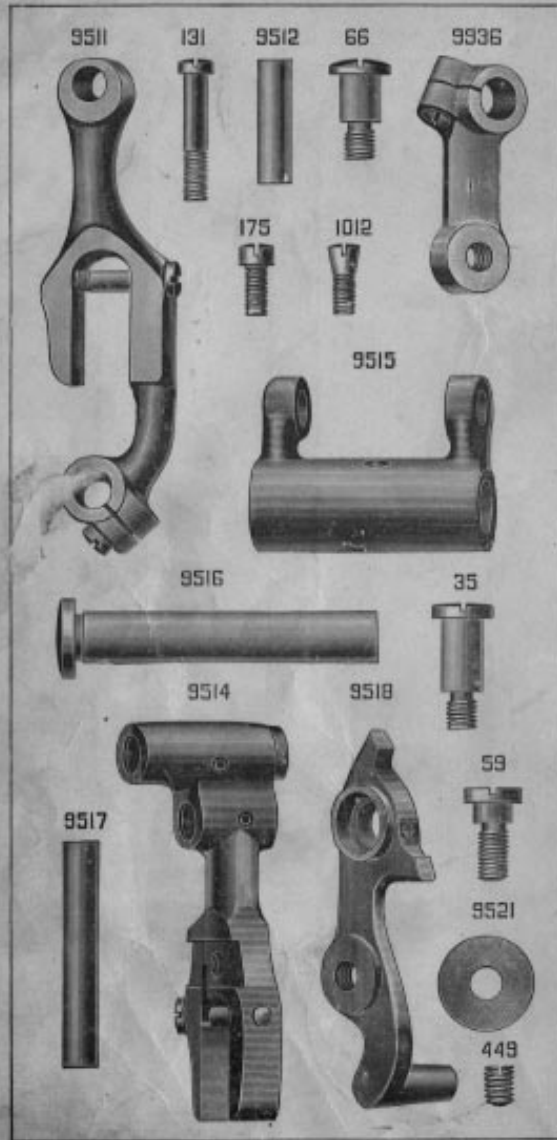



PLATE 2704—FULL SIZE



From the library of: Diamond Needle Corp

PLATE 2705—FULL SIZE




PLATE 2706—FULL SIZE




PLATE 2707—FULL SIZE




PLATE 2708—FULL SIZE




PLATE 2709—FULL SIZE




PLATE 2710—FULL SIZE




PLATE 2711—FULL SIZE




PLATE 2712—FULL SIZE






PLATE 2713—ONE-HALF SIZE




PLATE 2714—ONE-HALF SIZE




PLATE 2715—FULL SIZE




PLATE 2716—FULL SIZE




PLATE 2717—FULL SIZE




PLATE 2718—FULL SIZE




PLATE 2719—FULL SIZE





PLATE 2720—FULL SIZE



From the library of: Diamond Needle Corp

PLATE 2721—FULL SIZE





PLATE 2722—ONE-HALF SIZE



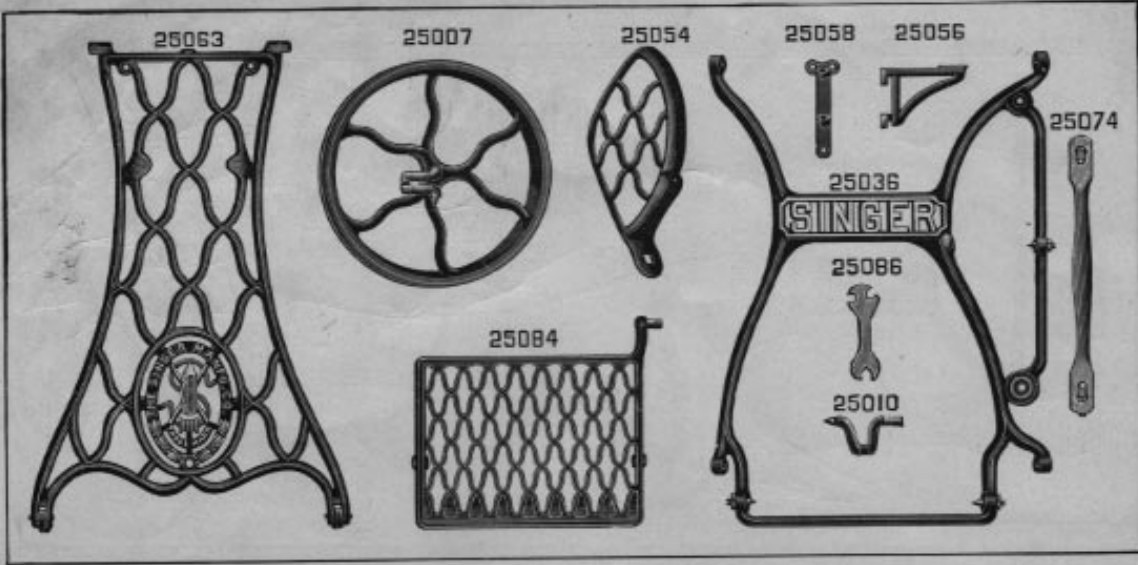


PLATE 2723—ONE-NINTH SIZE

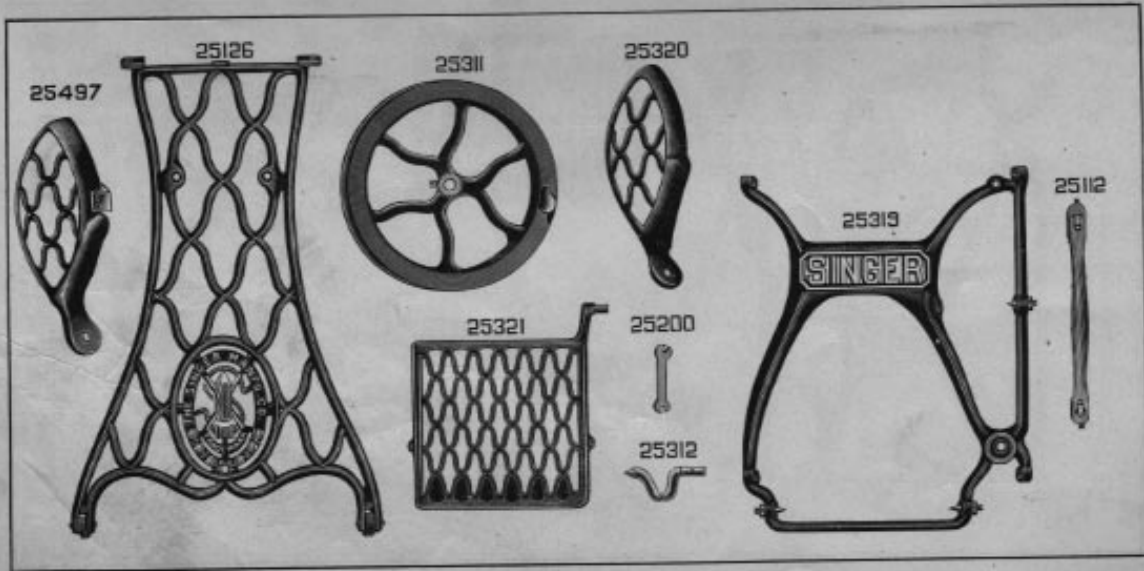


PLATE 2724—ONE-NINTH SIZE

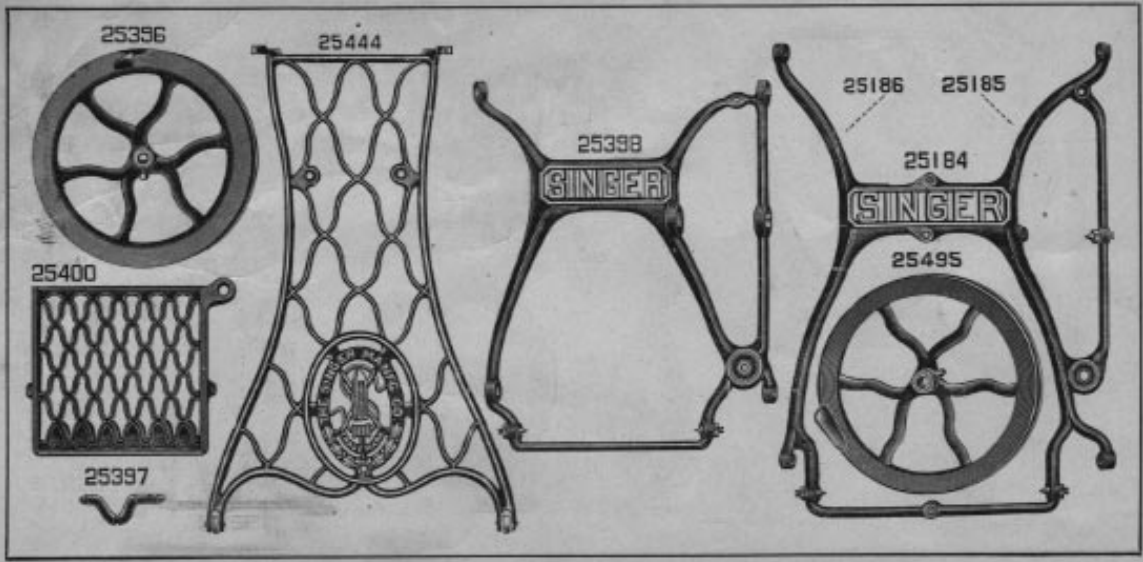


PLATE 2725—ONE-NINTH SIZE

PLATE 3826—FULL SIZE






PLATE 4266—FULL SIZE





PLATE 4267—FULL SIZE



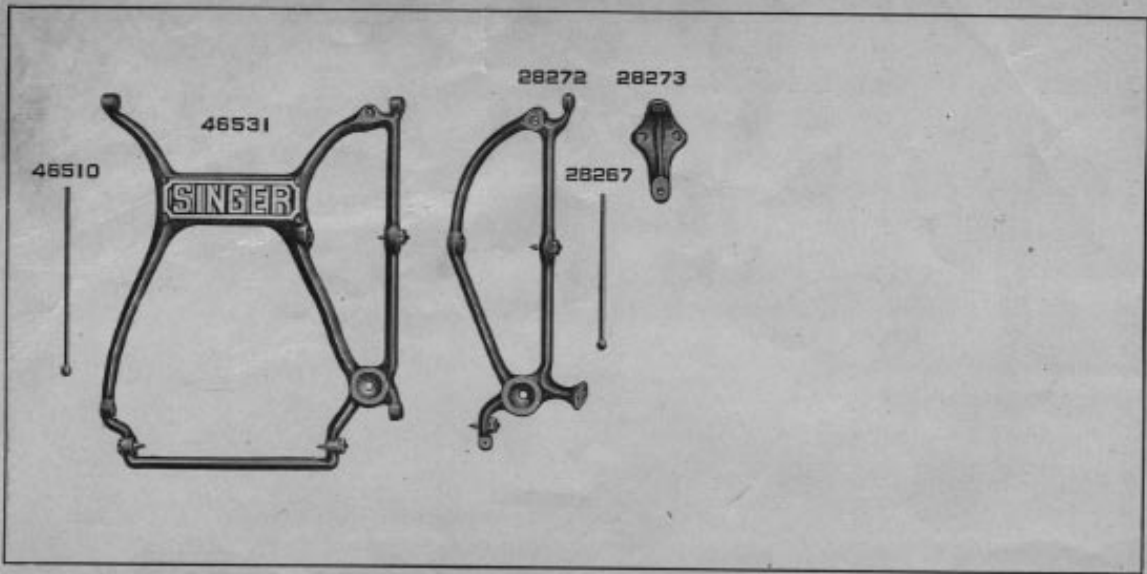


PLATE 4268—ONE-NINTH SIZE

PLATE 4269—ONE-HALF SIZE





PLATE 4270—FULL SIZE



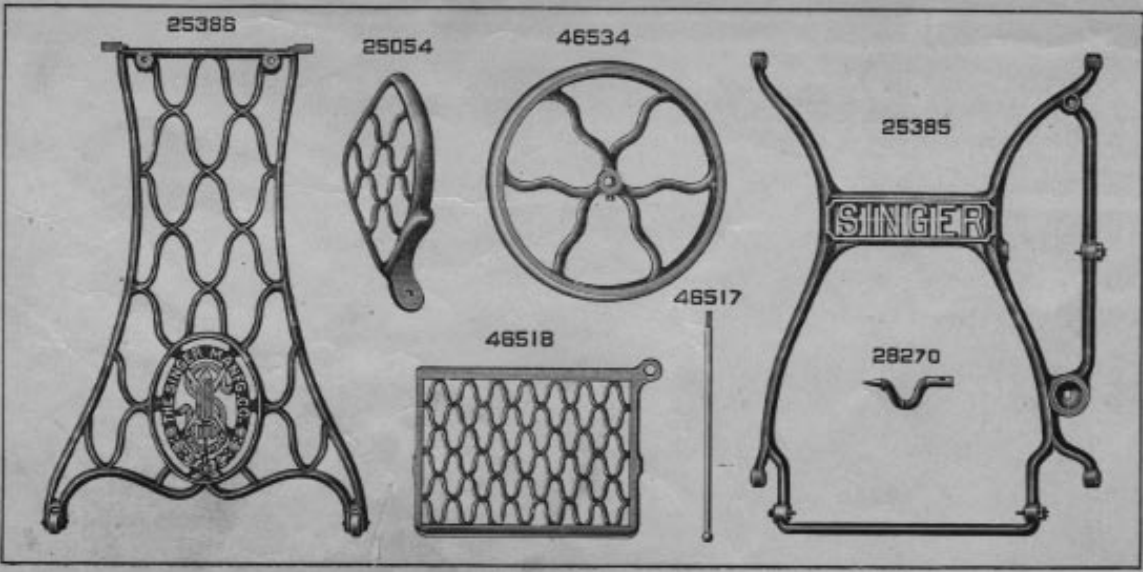


PLATE 4271—ONE-NINTH SIZE